

**WisdomTree Example
Balanced Model Portfolio
50% Fixed Income/50% Equity**

April 2020

MARKETING MATERIAL – THIS IS NOT INVESTMENT RESEARCH AND IS INTENDED FOR ELIGIBLE COUNTERPARTIES AND PROFESSIONAL CLIENTS ONLY

WisdomTree.com ■ **+44 (0) 207 448 4330**



FOR PROFESSIONAL CLIENTS ONLY.

Overview



Overview

WHO WE ARE

- + WisdomTree is a global asset manager with a track record of innovation, strong performance and thought leadership since 2006. WisdomTree is headquartered in New York, and with a European office in London

WisdomTree SOLUTIONS

- + WisdomTree manages over \$50 billion across innovative solutions that are designed to meet investors' needs across asset classes and market cycles

INVESTMENT PHILOSOPHY & APPROACH

- + Our belief that fundamentally weighted approaches can produce attractive returns with less risk and expense than active management led us to be a pioneer in smart beta and factor-based investing

REDEFINED INVESTING

- + Combining the best elements of active and passive investing, WisdomTree provides low-cost*, risk-managed solutions through our disciplined, rules-based approach



*Compared to active strategies. All data as of 31 March 2020.

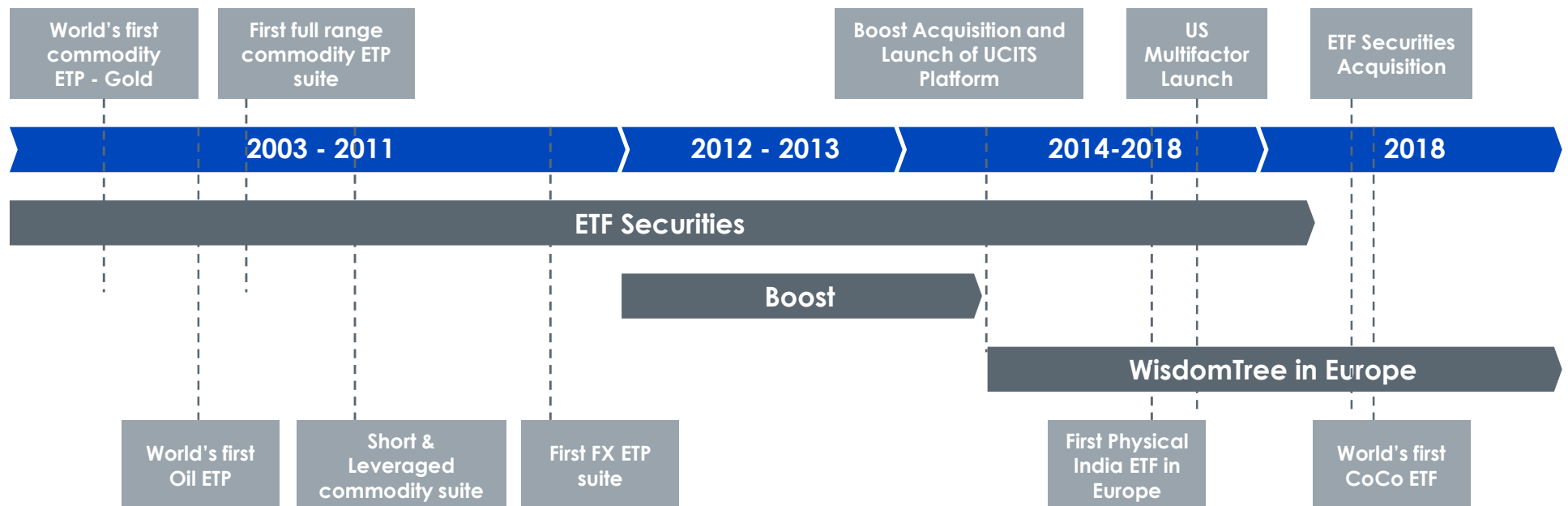


WisdomTree in Europe

Founded in 2006 in the US with a passion for creating better ways to invest WisdomTree was the first investment manager to weight by dividends.

Since then, our European business has grown in terms of our product set and AUM.

- + We did this initially through the acquisition of Boost, who were the first European platform to solely offer 3x leveraged and inverse ETPs.
- + In April 2018, we completed the acquisition of ETF Securities' exchange-traded commodities, currencies and short-and-leveraged business, including the world's first gold ETP.



Thoughtful exposures across all asset classes

Each of our products is designed to redefine either how an investment is built or how a country or asset class is accessed, creating, what we believe, is a better investing experience.

EQUITY



FIXED INCOME



COMMODITIES



ALTERNATIVE



CURRENCIES



SHORT & LEVERAGED



WisdomTree Example Balanced Model Portfolio

50% Fixed Income/50% Equity



WisdomTree Model Portfolios

Model Portfolio General Information	
Objective	Provide investors with a globally diversified Portfolio with a balanced allocation focused on long term growth potential
Benchmark	50% Bloomberg Barclays Global Aggregate TR Index 50% MSCI All Country World net TR Index
Who should be interested ?	Investors who are looking for a global diversified exposure with an aim to generate better long term returns
Top Similarity with benchmark	Same Asset allocation as the benchmark (i.e. Fixed Income/Equity split). Geographical and Sector diversification are similar.
Top Difference with benchmark	In the equity sub-portfolio, overweight to Small Caps and underweight US Equities. In the fixed income portfolio, overweight EUR Treasury and EUR Fixed Income.

Source: WisdomTree. April 2020

Backtested Data is included. Historical performance is not an indication of future performance and any investments may go down in value.



WisdomTree Model Portfolios – Operational Q&A

Operational Q&A

How is long track record generated

1. For each Exchange traded Products (“ETP”) considered, performance before launch is proxied using the performance of the benchmark index minus the Expense/Total Expense Ratio (“TER”)
2. For each Exchange traded Products (“ETP”) considered, performance after launch is proxied using the officially published Net Asset Value of the ETP
3. List of all parameters can be found in Annex

What is Rebalancing Frequency?

1. All Portfolios are rebalanced every six months (June and December). In between rebalancing weights are allowed to drift with market
2. Individual Strategies within the model rebalance at either Annual or Quarterly frequency

What is the Currency of Analysis?

All performance and other related data in this exercise is **in Euro**

Source: WisdomTree. April 2020

Backtested Data is included. Historical performance is not an indication of future performance and any investments may go down in value.



WisdomTree Example Balanced Model Portfolio

50% Fixed Income/50% Equity

WisdomTree Example Balanced Model Portfolio - 50% Equity/50% Fixed Income

ETP Name	Bloomberg Ticker	Allocation (%)	Share Class Type	Asset Class	Expense (in bps)
WisdomTree Global Quality Dividend Growth UCITS ETF	GGRA IM	41.0%	Accumulating	Global Equity	38
WisdomTree US Small Cap Dividend UCITS ETF	DESE IM	2.0%	Distributing	US Equity	38
WisdomTree Europe Small Cap Dividend ETF	DFE IM	2.0%	Distributing	Europe Equity	38
WisdomTree EM Equity Income UCITS ETF	DEM IM	5.0%	Distributing	Emerging Equity	46
WisdomTree EUR Government Bond Enhanced Yield UCITS ETF	WGOV IM	8.4%	Distributing	EUR Fixed Income	16
WisdomTree EUR Aggregate Bond Enhanced Yield UCITS ETF	YLD IM	19.7%	Distributing	EUR Fixed Income	18
Invesco US Treasury UCITS ETF	TRES IM	5.1%	Distributing	USD Fixed Income	6
iShares USD Corp Bond UCITS ETF	LQDE IM	11.8%	Distributing	USD Fixed Income	20
WisdomTree AT1 CoCo Bonds UCITS ETF	CCBO IM	5.0%	Distributing	Global Fixed Income	50

	Total	100%	Weighted Sum	29.5
Benchmark Portfolio				
Index Name	Bloomberg Ticker	Allocation (%)	Asset Class	
MSCI AC World net TR Index	NDUEACWF Index	50%	Global Equity	
Bloomberg Barclays Global Aggregate Total Return Index	LEGATREU Index	50%	Global Fixed Income	

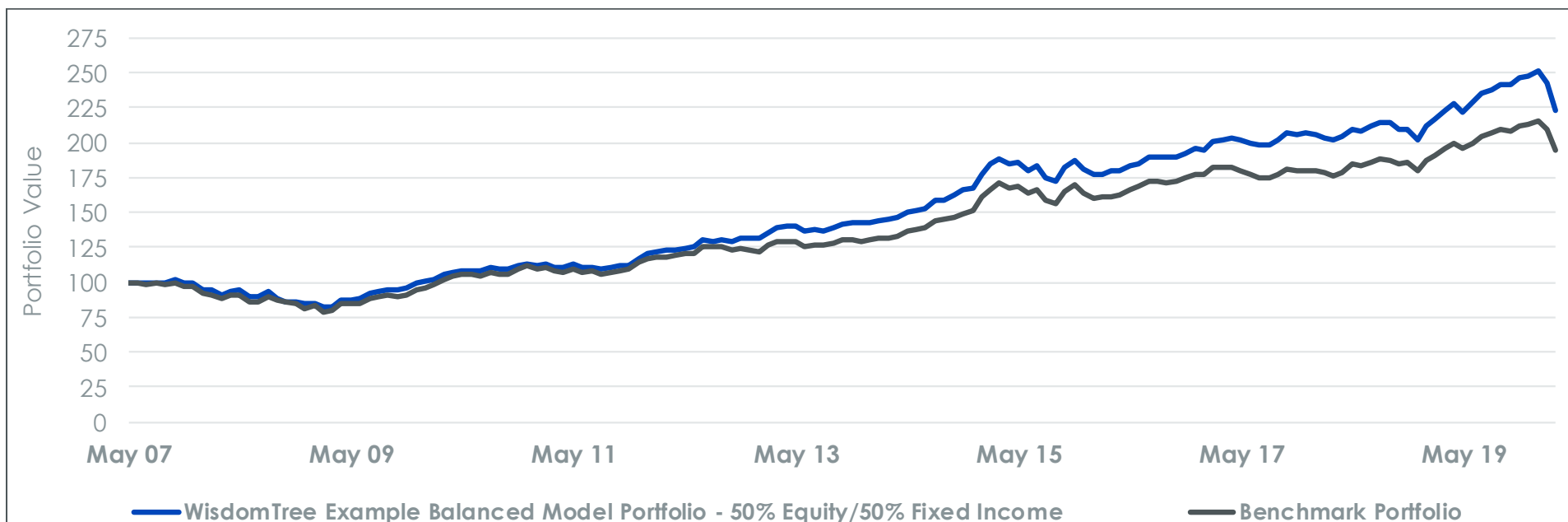
Source: WisdomTree. April 2020

Backtested Data is included. Historical performance is not an indication of future performance and any investments may go down in value.



WisdomTree Example Balanced Model Portfolio

50% Fixed Income/50% Equity



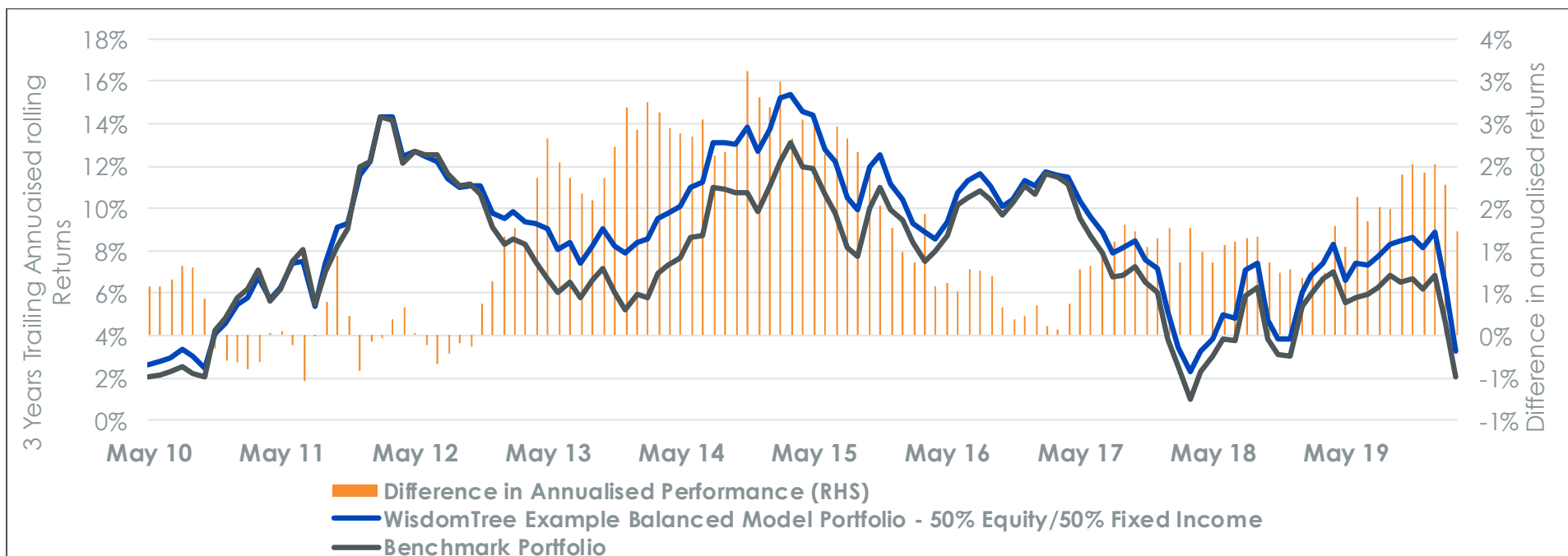
	WisdomTree Example Balanced Model Portfolio - 50% Equity/50% Fixed Income	Benchmark Portfolio
Annualised Returns	6.42%	5.30%
Excess Return	1.12%	
Annualised Volatility	7.55%	7.71%
Tracking Error	2.11%	
Sharpe Ratio	0.8	0.6
Information Ratio	0.53	

Source: WisdomTree. Period 31 May 2007 to 31 March 2020. Calculations are based on monthly returns. All returns are in EUR. Performance are net of expense ratios. **Backtested Data is included. Historical performance is not an indication of future performance and any investments may go down in value.**



WisdomTree Example Balanced Model Portfolio

50% Fixed Income/50% Equity



	WisdomTree Example Balanced Model Portfolio - 50% Equity/50% Fixed Income	Benchmark Portfolio
3Y Periods where the portfolio outperforms	87%	
Average Returns when Benchmark is up	1.79%	1.83%
Average Returns when Benchmark is down	-1.36%	-1.64%

Source: WisdomTree. Period 31 May 2007 to 31 March 2020. Calculations are based on monthly returns. All returns are in EUR. Performance are net of expense ratios. **Backtested Data is included. Historical performance is not an indication of future performance and any investments may go down in value.**



WisdomTree Example Balanced Model Portfolio

50% Fixed Income/50% Equity

Simulated Returns	YTD	Last 1Y	Last 2Y	Last 3Y	Last 5Y	Last 10Y
WisdomTree Example Balanced Model Portfolio - 50% Equity/50% Fixed Income	-10.37%	-0.22%	4.92%	3.27%	3.33%	7.67%
Benchmark Portfolio	-8.77%	-0.86%	4.98%	2.03%	2.59%	6.64%

Simulated Volatility	YTD	Last 1Y	Last 2Y	Last 3Y	Last 5Y	Last 10Y
WisdomTree Example Balanced Model Portfolio - 50% Equity/50% Fixed Income	-	12.12%	10.08%	8.48%	8.36%	7.07%
Benchmark Portfolio	-	10.36%	9.06%	7.73%	7.80%	7.01%

Simulated Annual Returns	2019	2018	2017	2016	2015	2014	2013
WisdomTree Example Balanced Model Portfolio - 50% Equity/50% Fixed Income	22.79%	-2.17%	5.23%	8.63%	7.64%	17.87%	8.26%
Benchmark Portfolio	18.75%	-0.53%	1.42%	8.37%	8.38%	16.61%	5.01%

Simulated Annual Returns	2012	2011	2010	2009	2008
WisdomTree Example Balanced Model Portfolio - 50% Equity/50% Fixed Income	12.10%	3.49%	14.08%	17.68%	-14.92%
Benchmark Portfolio	8.31%	2.36%	17.31%	16.99%	-16.07%

Source: WisdomTree. Period 31 May 2007 to 31 March 2020. Calculations are based on monthly returns. All returns are in EUR. Performance are net of expense ratios. **Backtested Data is included. Historical performance is not an indication of future performance and any investments may go down in value.**



WisdomTree Example Balanced Model Portfolio

Equity sub-Portfolio Fundamentals



Source: WisdomTree. As of 31 March 2020

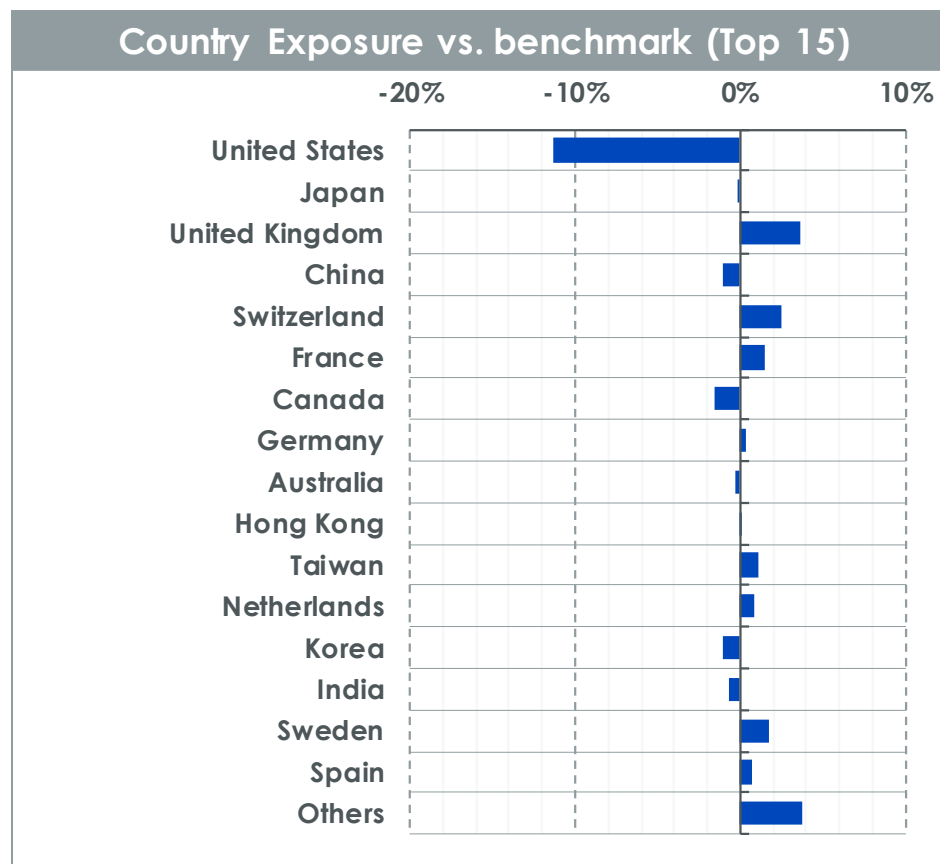
Backtested Data is included. Historical performance is not an indication of future performance and any investments may go down in value.



WisdomTree Example Balanced Model Portfolio

Country Allocation of the Equity Portfolio

Country	WisdomTree Example Balanced Model Portfolio	Benchmark Portfolio
United States	44.7%	56.0%
Japan	7.5%	7.5%
United Kingdom	8.3%	4.7%
China	3.3%	4.3%
Switzerland	5.7%	3.1%
France	4.4%	2.9%
Canada	1.2%	2.8%
Germany	2.7%	2.3%
Australia	1.4%	1.7%
Hong Kong	1.6%	1.5%
Taiwan	2.6%	1.5%
Netherlands	2.3%	1.5%
Korea	0.3%	1.4%
India	0.2%	0.9%
Sweden	2.5%	0.8%
Spain	1.5%	0.7%
Others	9.9%	6.2%



Source: WisdomTree. As of 31 March 2020

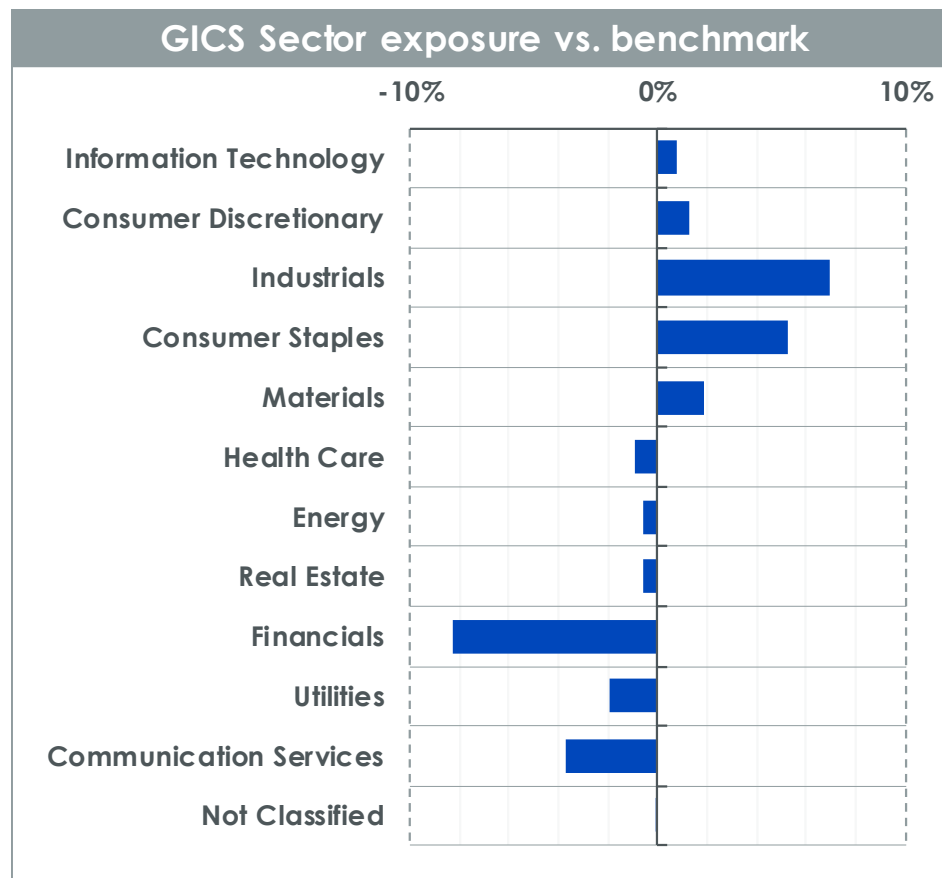
Backtested Data is included. Historical performance is not an indication of future performance and any investments may go down in value.



WisdomTree Example Balanced Model Portfolio

Sector Allocation of the Equity Portfolio

GICS Sector	WisdomTree Example Balanced Model Portfolio	Benchmark Portfolio
Information Technology	19.6%	18.8%
Consumer Discretionary	12.1%	10.8%
Industrials	16.6%	9.6%
Consumer Staples	14.0%	8.8%
Materials	6.3%	4.4%
Health Care	12.3%	13.3%
Energy	3.1%	3.7%
Real Estate	2.6%	3.1%
Financials	6.1%	14.4%
Utilities	1.7%	3.6%
Communication Services	5.6%	9.3%
Not Classified	0.0%	0.0%



Source: WisdomTree. As of 31 March 2020

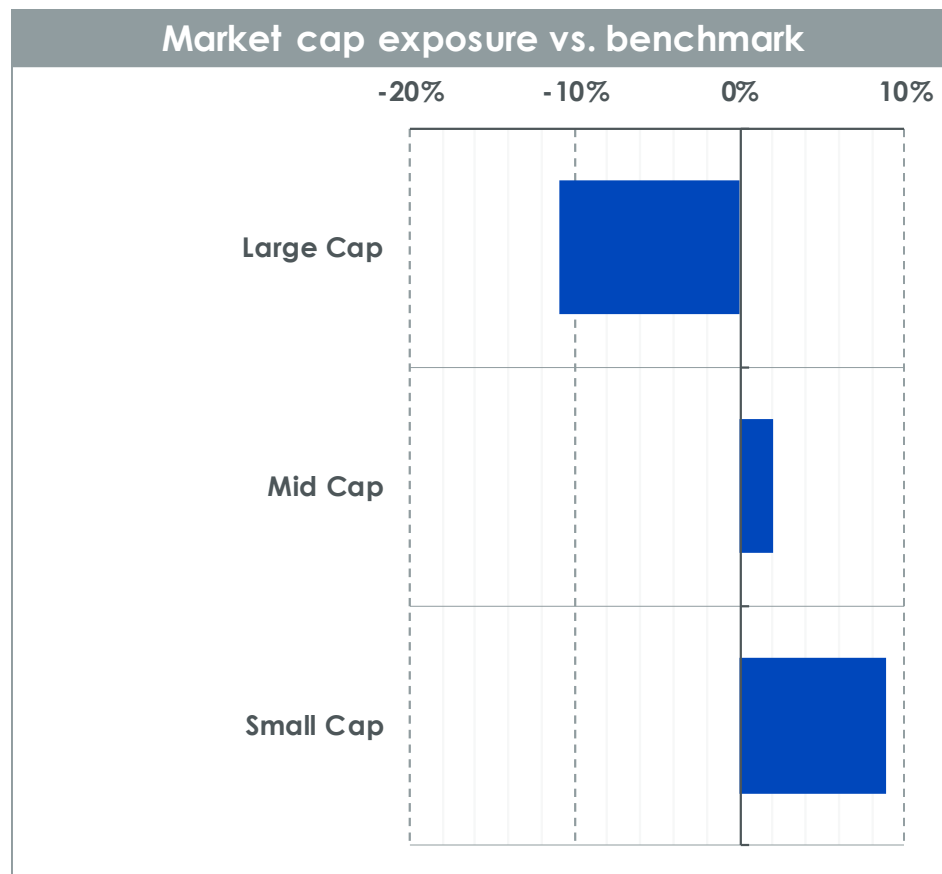
Backtested Data is included. Historical performance is not an indication of future performance and any investments may go down in value.



WisdomTree Example Balanced Model Portfolio

Market Cap Allocation of the Equity Portfolio

	WisdomTree Example Balanced Model Portfolio	Benchmark Portfolio
Large Cap	75.9%	86.8%
Mid Cap	14.6%	12.6%
Small Cap	9.4%	0.6%



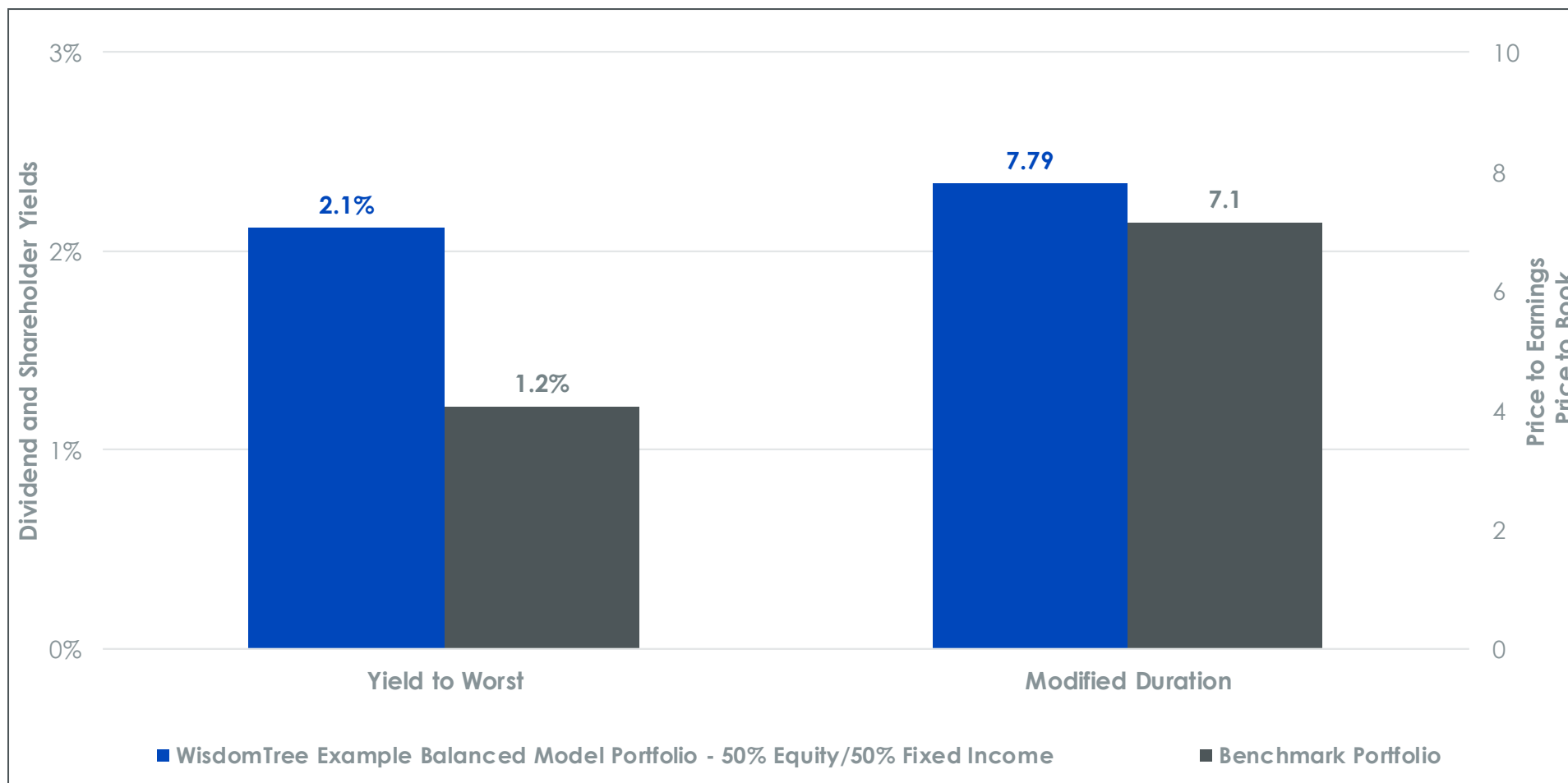
Source: WisdomTree. As of 31 March 2020

Backtested Data is included. Historical performance is not an indication of future performance and any investments may go down in value.



WisdomTree Example Balanced Model Portfolio

Fixed Income sub-Portfolio Fundamentals



Source: WisdomTree. As of 31 March 2020

Backtested Data is included. Historical performance is not an indication of future performance and any investments may go down in value.



Appendix



Model Portfolios – Operational Q&A

Operational Q&A

How is long track record generated

1. For each Exchange traded Products (“ETP”) considered, performance before launch is proxied using the performance of the benchmark index minus the Expense/Total Expense Ratio (“TER”)
2. For each Exchange traded Products (“ETP”) considered, performance after launch is proxied using the officially published Net Asset Value of the ETP
3. List of all parameters can be found in Annex

What is Rebalancing Frequency?

1. All Portfolios are rebalanced every six months. In between rebalancing weights are allowed to drift with market
2. Individual Strategies within the model rebalance at either Annual or Quarterly frequency

What is the Currency of Analysis?

All performance and other related data in this exercise is **in Euro**

Parameters for the Analysis

ETF Name	ETF Ticker	Share Class Inception	Index Name	Index Ticker	Index Inception	Expense (in bps)
WisdomTree EM Equity Income UCITS ETF	DEM IM	20/01/2015	WisdomTree EM High Dividend net TR	WTEMHYTR	31/05/2007	46
WisdomTree Europe Small Cap Dividend ETF	DFE IM	20/01/2015	WisdomTree Europe SmallCap Dividend net TR	WTIDESTE	31/05/2006	38
WisdomTree US Small Cap Dividend UCITS ETF	DESE IM	20/01/2015	WisdomTree Small Cap Dividend net TR	WTSDNTRU	31/05/2006	38
Invesco US Treasury UCITS ETF	TRES IM	16/01/2019	Bloomberg Barclays US Treasury TR	LUATTREU	31/12/1998	6
iShares USD Corp Bond UCITS ETF	LQDE IM	07/03/2006	iBoxx USD Liquid Investment Grade TR	IBOXIG	04/01/1999	20
WisdomTree Global Quality Dividend Growth UCITS ETF	GGRA IM	17/06/2016	WisdomTree Global Developed Quality Dividend Growth net TR	WTDDGTR	30/09/2002	38
WisdomTree AT1 CoCo Bonds UCITS ETF	CCBO IM	14/05/2018	iBoxx Contingent Convertible Liquid Developed Europe AT1 TR	IBXXCCL1	31/12/2013	50
WisdomTree EUR Aggregate Bond Enhanced Yield UCITS ETF	YLD IM	02/07/2018	Bloomberg Barclays Euro Aggregate Enhanced Yield Bond TR	I33852EU	29/11/2002	18
WisdomTree EUR Government Bond Enhanced Yield UCITS ETF	WGOV IM	02/07/2018	Bloomberg Barclays Euro Treasury Enhanced Yield Bond TR	I33855EU	31/01/2002	16

Source: WisdomTree. April 2020

Backtested Data is included. Historical performance is not an indication of future performance and any investments may go down in value.



Disclaimer - (1/5)

Communications issued in the European Economic Area (“EEA”): This document has been issued and approved by WisdomTree Ireland Limited, which is authorised and regulated by the Central Bank of Ireland.

Communications issued in jurisdictions outside of the EEA: This document has been issued and approved by WisdomTree UK Limited, which is authorised and regulated by the United Kingdom Financial Conduct Authority.

WisdomTree Ireland Limited and WisdomTree UK Limited are each referred to as “WisdomTree” (as applicable). Our Conflicts of Interest Policy and Inventory are available on request.

This document has been prepared for information purposes only, should be read solely as a marketing communication and should not be regarded as investment research or an investment recommendation. This document has not been prepared in accordance with the legal and regulatory requirements to promote the independence of investment research, it is not subject to any prohibition on dealing ahead of the dissemination of investment research. To the extent that these materials contain statements about future performance, such statements are forward looking and are subject to a number of risks and uncertainties. Information and opinions presented have been obtained or derived from sources which WisdomTree believed to be reliable, but WisdomTree makes no representation to its accuracy and completeness. WisdomTree accepts no liability for loss arising from use of this material. If nothing is indicated to the contrary, all figures are unaudited.

For professional clients only. Past performance is not a reliable indicator of future performance. Any historical performance included in this document may be based on back testing. Back testing is the process of evaluating an investment strategy by applying it to historical data to simulate what the performance of such strategy would have been. Back tested performance is purely hypothetical and is provided in this document solely for informational purposes. Back tested data does not represent actual performance and should not be interpreted as an indication of actual or future performance. The value of any investment may be affected by exchange rate movements. Any decision to invest should be based on the information contained in the appropriate prospectus and after seeking independent investment, tax and legal advice. These products may not be available in your market or suitable for you. The content of this document does not constitute investment advice nor an offer for sale nor a solicitation of an offer to buy any product or make any investment.

An investment in ETPs is dependent on the performance of the underlying index, less costs, but it is not expected to match that performance precisely. ETPs involve numerous risks including among others, general market risks relating to the relevant underlying index, credit risks on the provider of index swaps utilised in the ETP, exchange rate risks, interest rate risks, inflationary risks, liquidity risks and legal and regulatory risks.

(...)

Disclaimer – (2/5)

The information contained on this document is not, and under no circumstances is to be construed as, an advertisement or any other step in furtherance of a public offering of shares in the United States or any province or territory thereof, where none of the issuers or their products are authorised or registered for distribution and where no prospectus of any of the issuers has been filed with any securities commission or regulatory authority. No documenter information on this document should be taken, transmitted or distributed (directly or indirectly) into the United States. None of the issuers, nor any securities issued by them, have been or will be registered under the United States Securities Act of 1933 or the Investment Company Act of 1940 or qualified under any applicable state securities statutes.

This document may contain forward looking statements including statements regarding our belief or current expectations with regards to the performance of certain assets classes and/or sectors. Forward looking statements are subject to certain risks, uncertainties and assumptions. There can be no assurance that such statements will be accurate and actual results could differ materially from those anticipated in such statements. Therefore, readers are cautioned not to place undue reliance on these forward-looking statements.

WT Issuer

The products discussed in this document are issued by WisdomTree Issuer PLC ("WT Issuer"). WT Issuer is an umbrella investment company with variable capital having segregated liability between its funds organised under the laws of Ireland as a public limited company and authorised by the Central Bank of Ireland ("CBI"). WT Issuer is organised as an Undertaking for Collective Investment in Transferable Securities ("UCITS") under the laws of Ireland and shall issue a separate class of shares ("Shares") representing each fund. Investors should read the prospectus of WT Issuer ("WT Prospectus") before investing and should refer to the section of the WT Prospectus entitled 'Risk Factors' for further details of risks associated with an investment in the Shares.

Product Comparison

This document contains a comparison of financial products contained within the relevant prospectus and/or based on publicly available information, some of which has been prepared by third parties. While such sources are believed to be accurate as at their date of publication, WisdomTree does not warrant, guarantee or otherwise confirm the accuracy or correctness of any information contained herein and any information or opinions related to the products detailed herein may change over time. Any third parties used to source the information in this document make no warranties or claims of any kind relating to such data. Investors should read the prospectus and other applicable offering documents for each product and consider the investment objectives, risks, charges and expenses carefully before investing.

(...)



Disclaimer – (3/5)

YLD Index Disclaimer

BLOOMBERG® is a trademark and service mark of Bloomberg Finance L.P. and its affiliates (collectively "Bloomberg"). BARCLAYS® is a trademark and service mark of Barclays Bank Plc (collectively with its affiliates, "Barclays"), used under license. Bloomberg or Bloomberg's licensors, including Barclays, own all proprietary rights in the Bloomberg Barclays Indices. Neither Bloomberg nor Barclays is affiliated with WisdomTree Investments Inc, and neither approves, endorses, reviews or recommends the WisdomTree EUR Aggregate Bond Enhanced Yield UCITS ETF (the "Fund"). Neither Bloomberg nor Barclays guarantees the timeliness, accurateness or completeness of any data or information relating to the Bloomberg Barclays Euro Aggregate Enhanced Yield Bond Index (the "Index"), and neither shall be liable in any way to WT Issuer, investors in the Fund or other third parties in respect of the use or accuracy of the Index or any data included therein.

GOVE Index Disclaimer

BLOOMBERG® is a trademark and service mark of Bloomberg Finance L.P. and its affiliates (collectively "Bloomberg"). BARCLAYS® is a trademark and service mark of Barclays Bank Plc (collectively with its affiliates, "Barclays"), used under license. Bloomberg or Bloomberg's licensors, including Barclays, own all proprietary rights in the Bloomberg Barclays Indices. Neither Bloomberg nor Barclays is affiliated with WisdomTree Investments Inc, and neither approves, endorses, reviews or recommends the WisdomTree EUR Government Bond Enhanced Yield UCITS ETF (the "Fund"). Neither Bloomberg nor Barclays guarantees the timeliness, accurateness or completeness of any data or information relating to the Bloomberg Barclays Euro Treasury Enhanced Yield Bond Index (the "Index"), and neither shall be liable in any way to WT Issuer, investors in the Fund or other third parties in respect of the use or accuracy of the Index or any data included therein.

(...)

Disclaimer – (4/5)

CCBO – Index Disclaimer

The iBoxx Contingent Convertible Liquid Developed Europe AT1 Index (the “Index”) referenced herein is the property of the Markit Indices Limited (“Index Sponsor”) and has been licensed for use in connection with WisdomTree AT1 Contingent Convertible UCITS ETF. Each party acknowledges and agrees that WisdomTree AT1 Contingent Convertible UCITS ETF is not sponsored, endorsed or promoted by the Index Sponsor. The Index Sponsor make no representation whatsoever, whether express or implied, and hereby expressly disclaim all warranties (including, without limitation, those of merchantability or fitness for a particular purpose or use), with respect to the Index or any data included therein or relating thereto, and in particular disclaim any warranty either as to the quality, accuracy and/or completeness of the Index or any data included therein, the results obtained from the use of the Index and/or the composition of the Index at any particular time on any particular date or otherwise and/or the creditworthiness of any entity, or the likelihood of the occurrence of a credit event or similar event (however defined) with respect to an obligation, in the Index at any particular time on any particular date or otherwise. The Index Sponsor shall not be liable (whether in negligence or otherwise) to the parties or any other person for any error in the Index, and the Index Sponsor is under no obligation to advise the parties or any person of any error therein.

The Index Sponsor makes no representation whatsoever, whether express or implied, as to the advisability of purchasing or selling WisdomTree AT1 Contingent Convertible UCITS ETF, the ability of the Index to track relevant markets' performances, or otherwise relating to the Index or any transaction or product with respect thereto, or of assuming any risks in connection therewith. The Index Sponsor has no obligation to take the needs of any party into consideration in determining, composing or calculating the Index. No party purchasing or selling WisdomTree AT1 Contingent Convertible UCITS ETF, nor the Index Sponsor, shall have any liability to any party for any act or failure to act by the Index Sponsor in connection with the determination, adjustment, calculation or maintenance of the Index. The Index Sponsor and its affiliates may deal in any obligations that compose the Index, and may, where permitted, accept deposits from, make loans or otherwise extend credit to, and generally engage in any kind of commercial or investment banking or other business with the issuers of such obligations or their affiliates, and may act with respect to such business as if the Index did not exist, regardless of whether such action might adversely affect the Index or WisdomTree AT1 Contingent Convertible UCITS ETF.

Neither Markit, its Affiliates or any third-party data provider makes any warranty, express or implied, as to the accuracy, completeness or timeliness of the data contained herewith nor as to the results to be obtained by recipients of the data. Neither Markit, its Affiliates nor any data provider shall in any way be liable to any recipient of the data for any inaccuracies, errors or omissions in the Markit data, regardless of cause, or for any damages (whether direct or indirect) resulting therefrom.

Markit has no obligation to update, modify or amend the data or to otherwise notify a recipient thereof in the event that any matter stated herein changes or subsequently becomes inaccurate.

Without limiting the foregoing, Markit, its Affiliates, or any third party data provider shall have no liability whatsoever to you, whether in contract (including under an indemnity), in tort (including negligence), under a warranty, under statute or otherwise, in respect of any loss or damage suffered by you as a result of or in connection with any opinions, recommendations, forecasts, judgments, or any other conclusions, or any course of action determined, by you or any third party, whether or not based on the content, information or materials contained herein.

CoCos are complex securities and potential investors should not discount tail risk and the possibility of conversion. CoCos coupon payments are fully discretionary and hence can in theory be skipped at any time.



Disclaimer – (5/5)

Notice to Investors in Switzerland – Qualified Investors

Some of the sub-funds referred to in this document may not have not been registered with the Swiss Financial Market Supervisory Authority ("FINMA"). In Switzerland, such sub-funds that have not been registered with FINMA shall be distributed exclusively to qualified investors, as defined in the Swiss Federal Act on Collective Investment Schemes or its implementing ordinance (each, as amended from time to time). The representative and paying agent of the sub-funds in Switzerland is Société Générale Paris, Zurich Branch, Talacker 50, PO Box 5070, 8021 Zurich, Switzerland. The prospectus, the key investor information documents (KIID), the articles of association and the annual and semi-annual reports of the sub-funds are available free of charge from the representative and paying agent. As regards distribution in Switzerland, the place of jurisdiction and performance is at the registered seat of the representative and paying agent.

For Investors in Malta: This document does not constitute or form part of any offer or invitation to the public to subscribe for or purchase shares in the Fund and shall not be construed as such and no person other than the person to whom this document has been addressed or delivered shall be eligible to subscribe for or purchase shares in the Fund. Shares in the Fund will not in any event be marketed to the public in Malta without the prior authorisation of the Maltese Financial Services Authority.