



WisdomTree Example Thematic Model Portfolio - 50% Equity/50% Fixed Income

Q4 2020

MARKETING MATERIAL – THIS IS NOT INVESTMENT RESEARCH AND IS INTENDED FOR ELIGIBLE COUNTERPARTIES
AND PROFESSIONAL CLIENTS ONLY



Overview



Overview

WHO WE ARE

- + WisdomTree is a global asset manager with a track record of innovation, strong performance and thought leadership since 2006. WisdomTree is headquartered in New York, and with a European office in London

WisdomTree SOLUTIONS

- + WisdomTree manages over \$61 billion across innovative solutions that are designed to meet investors' needs across asset classes and market cycles

INVESTMENT PHILOSOPHY & APPROACH

- + Our belief that fundamentally weighted approaches can produce attractive returns with less risk and expense than active management led us to be a pioneer in smart beta and factor-based investing

REDEFINED INVESTING

- + Combining the best elements of active and passive investing, WisdomTree provides low-cost*, risk-managed solutions through our disciplined, rules-based approach



*Compared to active strategies. All data as of 1st October 2020

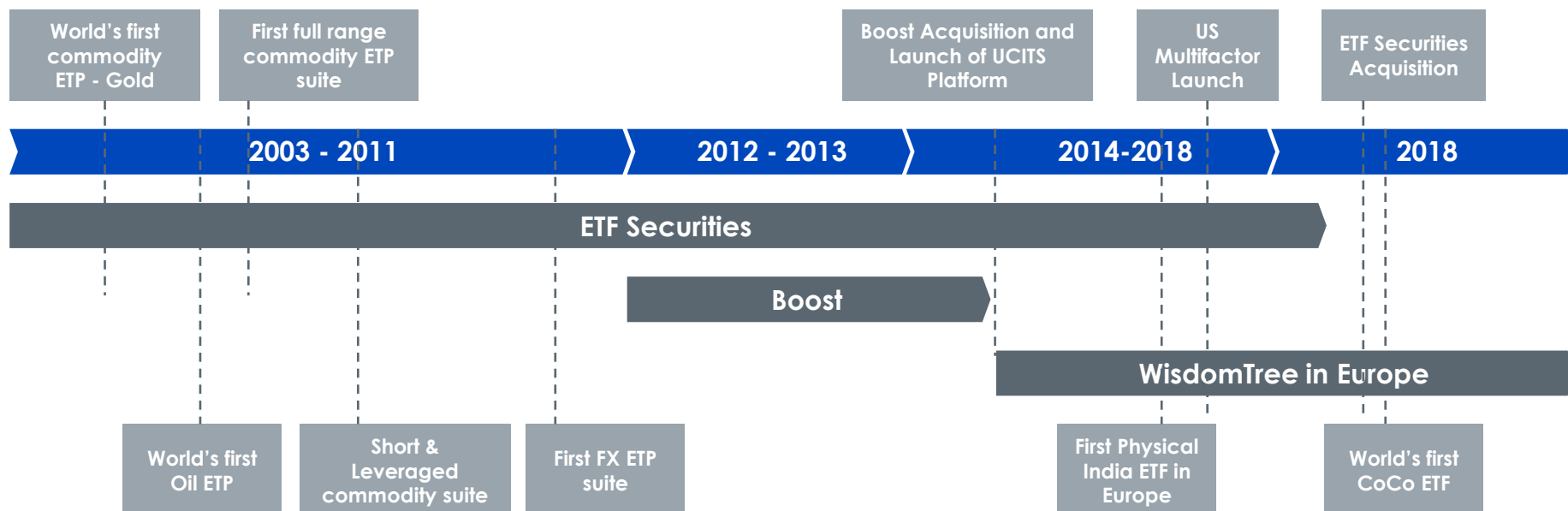


WisdomTree in Europe

Founded in 2006 in the US with a passion for creating better ways to invest WisdomTree was the first investment manager to weight by dividends.


Since then, our European business has grown in terms of our product set and AUM.

- + We did this initially through the acquisition of Boost, who were the first European platform to solely offer 3x leveraged and inverse ETPs.
- + In April 2018, we completed the acquisition of ETF Securities' exchange-traded commodities, currencies and short-and-leveraged business, including the world's first gold ETP.



Thoughtful exposures across all asset classes

Each of our products is designed to redefine either how an investment is built or how a country or asset class is accessed, creating, what we believe, is a better investing experience.



WisdomTree Example Thematic Model Portfolio

50% Fixed Income/50% Equity



WisdomTree Model Portfolios

Model Portfolio General Information	
Objective	Provide investors with a globally diversified Portfolio with a balanced allocation. Focus on long term growth potential with some thematic bets on newer sectors and growth opportunities.
Benchmark	50% Bloomberg Barclays Global Aggregate TR Index 50% MSCI All Country World net TR Index
Who should be interested ?	Investors who are considering a balanced & thematic exposure with an aim to generate potentially higher long term returns.
Top Similarity with benchmark	Same Asset allocation as the benchmark (i.e. Fixed Income/Equity split). Geographical and Sector diversification are similar.
Top Difference with benchmark	In the equity sub-portfolio, overweight to Small Caps and underweight US Equities. In the fixed income portfolio, overweight EUR Treasury and EUR Fixed Income.

Source: WisdomTree. October 2020

Backtested Data is included. Historical performance is not an indication of future performance and any investments may go down in value.



WisdomTree Model Portfolios – Operational Q&A

Operational Q&A

How is long track record generated

1. For each of the Exchange traded Products (“ETP”) considered, performance before launch is proxied using the performance of the benchmark index minus the Expense/Total Expense Ratio (“TER”)
2. For each of the Exchange traded Products (“ETP”) considered, performance after launch is proxied using the officially published Net Asset Value of the ETP
3. List of all parameters can be found in Annex

What is Rebalancing Frequency?

1. All Portfolios are rebalanced every six months (June and December). In between rebalancing weights are allowed to drift with market
2. Individual Strategies within the model rebalance at either Annual or Quarterly frequency

What is the Currency of Analysis?

All performance and other related data in this exercise is **in Euros**

Source: WisdomTree. October 2020

Backtested Data is included. Historical performance is not an indication of future performance and any investments may go down in value.



WisdomTree Model Portfolios – Operational Q&A

Operational Q&A	
WisdomTree Cloud Computing UCITS ETF	From this slide onwards, for all data, performance and statistics the BVP Nasdaq Emerging Cloud net TR Index is used instead of the ETF.
WisdomTree Battery Solutions UCITS ETF	From this slide onwards, for all data, performance and statistics the WisdomTree Battery Solutions Net TR Index is used instead of the ETF.

Source: WisdomTree. October 2020

Backtested Data is included. Historical performance is not an indication of future performance and any investments may go down in value.



WisdomTree Example Thematic Model Portfolio

50% Fixed Income/50% Equity

WisdomTree Example Thematic Model Portfolio - 50% Equity/50% Fixed Income						
ISIN	ETP Name	Bloomberg Ticker	Allocation (%)	Share Class Type	Asset Class	Expense (in bps)
IE00BZ56SW52	WisdomTree Global Quality Dividend Growth UCITS ETF	GGRA IM	27.0%	Accumulating	Global Equity	38
IE00BJ38QD84	SPDR Russell 2000 U.S. Small Cap UCITS ETF	R2US IM	2.0%	Accumulating	US Equity	30
IE00BQZJC527	WisdomTree Europe Small Cap Dividend ETF	DFE IM	2.0%	Distributing	Europe Equity	38
IE00BDVPNG13	WisdomTree Artificial Intelligence UCITS ETF	WTAI IM	4.0%	Accumulating	Thematic	40
IE00BJGWQN72	WisdomTree Cloud Computing UCITS ETF	WCLD IM	4.0%	Accumulating	Thematic	40
IE00BKLF1R75	WisdomTree Battery Solutions UCITS ETF	VOLT IM	4.0%	Accumulating	Thematic	40
LU1440654330	ICBCCS WisdomTree S&P China 500 ETF	CHIN IM	2.0%	Distributing	Chinese Equity	55
IE00BQQ3Q067	WisdomTree EM Equity Income UCITS ETF	DEM IM	5.0%	Distributing	Emerging Equity	46
IE00BD49RK20	WisdomTree EUR Government Bond Enhanced Yield UCITS ETF	WGOV IM	8.4%	Distributing	EUR Fixed Income	16
IE00BD49R912	WisdomTree EUR Aggregate Bond Enhanced Yield UCITS ETF	YLD IM	19.7%	Distributing	EUR Fixed Income	18
IE00BF2GFH28	Invesco US Treasury UCITS ETF	TRES IM	5.1%	Distributing	USD Fixed Income	6
IE0032895942	iShares USD Corp Bond UCITS ETF	LQDE IM	11.8%	Distributing	USD Fixed Income	20
IE00BZ0XVF52	WisdomTree AT1 CoCo Bonds UCITS ETF	CCBO IM	5.0%	Distributing	Global Fixed Income	50

Total		100%	Weighted Sum	29.9
Benchmark Portfolio				
Index Name	Bloomberg Ticker	Allocation (%)	Asset Class	
MSCI AC World net TR Index	NDUEACWF Index	50%	Global Equity	
Bloomberg Barclays Global Aggregate Total Return Index	LEGATREU Index	50%	Global Fixed Income	

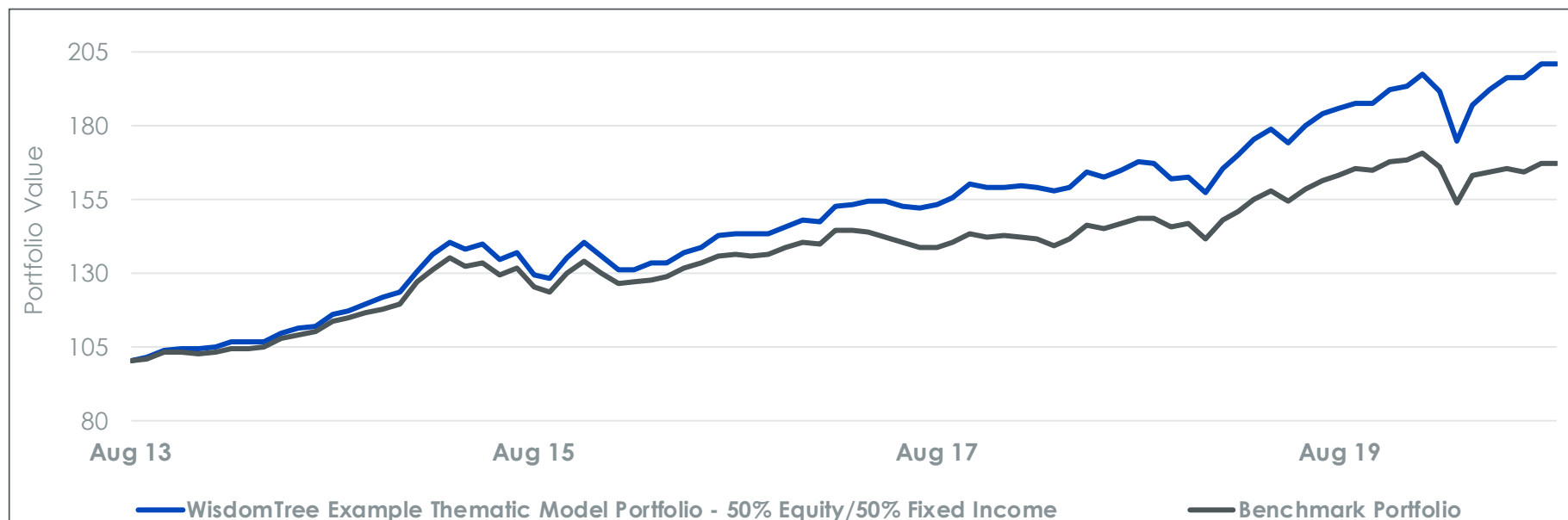
Source: WisdomTree, October 2020

Backtested Data is included. Historical performance is not an indication of future performance and any investments may go down in value.



WisdomTree Example Thematic Model Portfolio

50% Fixed Income/50% Equity

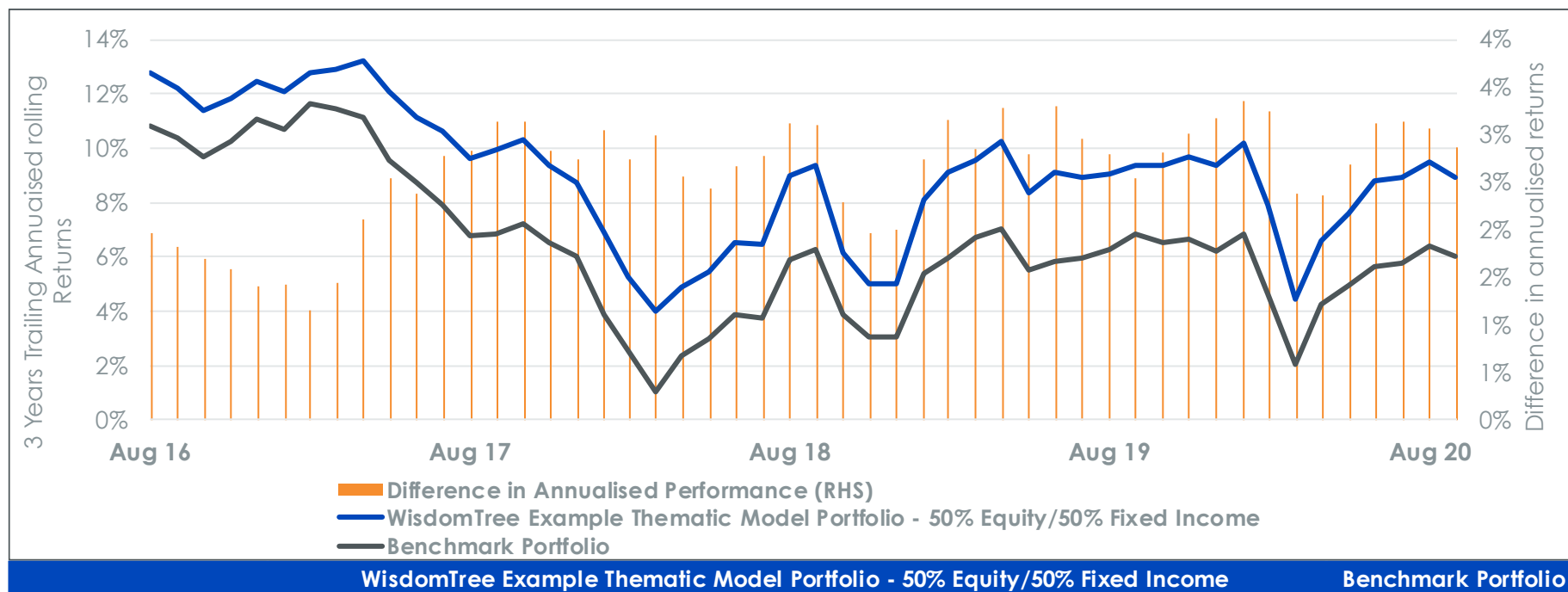


	WisdomTree Example Thematic Model Portfolio - 50% Equity/50% Fixed Income	Benchmark Portfolio
Annualised Returns	10.35%	7.52%
Excess Return	2.83%	
Annualised Volatility	8.43%	7.52%
Tracking Error	2.21%	
Sharpe Ratio	1.3	1.0
Information Ratio	1.28	

Source: WisdomTree. Period 31 August 2013 to 30 September 2020. Calculations are based on monthly returns. All returns are in EUR. Performance are net of expense ratios. Refer to Slide 9 for more info. Backtested Data is included. Historical performance is not an indication of future performance and any investments may go down in value.

WisdomTree Example Thematic Model Portfolio

50% Fixed Income/50% Equity



	WisdomTree Example Thematic Model Portfolio - 50% Equity/50% Fixed Income	Benchmark Portfolio
3Y Periods where the portfolio outperforms	100%	
Average Returns when Benchmark is up	2.02%	1.74%
Average Returns when Benchmark is down	-1.53%	-1.62%

Source: WisdomTree. Period 31 August 2013 to 30 September 2020. Calculations are based on monthly returns. All returns are in EUR. Performance are net of expense ratios. Refer to Slide 9 for more info. Backtested Data is included. Historical performance is not an indication of future performance and any investments may go down in value.

WisdomTree Example Thematic Model Portfolio

50% Fixed Income/50% Equity

Simulated Returns	YTD	Last 1Y	Last 2Y	Last 3Y	Last 5Y	Last 10Y
WisdomTree Example Thematic Model Portfolio - 50% Equity/50% Fixed Income	3.81%	6.99%	9.56%	8.91%	9.44%	n.a.
Benchmark Portfolio	-0.72%	0.94%	6.09%	6.04%	6.19%	n.a.

Simulated Volatility	YTD	Last 1Y	Last 2Y	Last 3Y	Last 5Y	Last 10Y
WisdomTree Example Thematic Model Portfolio - 50% Equity/50% Fixed Income	-	13.78%	11.70%	9.84%	8.72%	n.a.
Benchmark Portfolio	-	11.25%	9.64%	8.26%	7.51%	n.a.

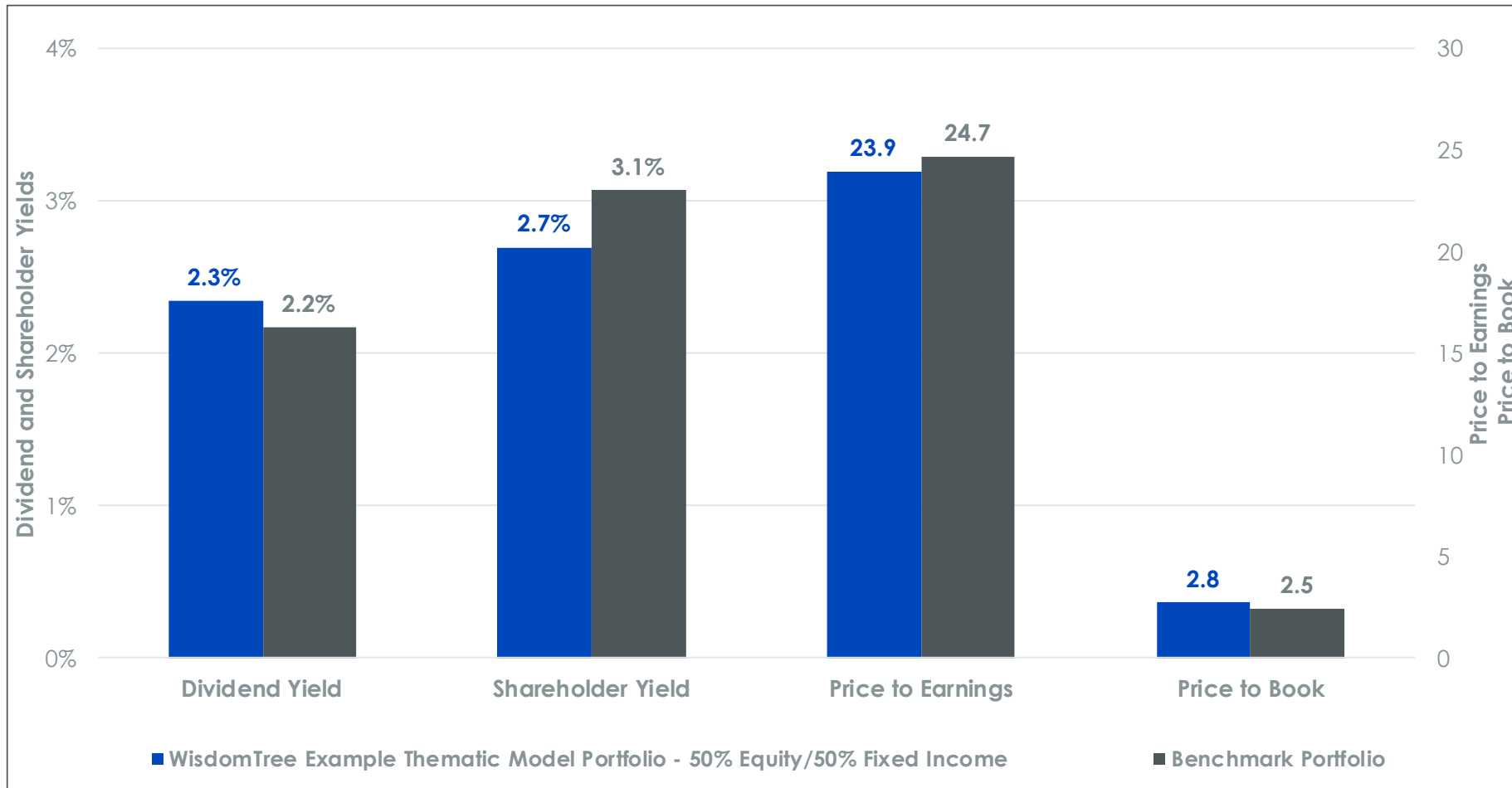
Simulated Annual Returns	2019	2018	2017	2016	2015	2014
WisdomTree Example Thematic Model Portfolio - 50% Equity/50% Fixed Income	23.25%	-1.29%	7.53%	9.11%	9.60%	18.90%
Benchmark Portfolio	18.75%	-0.53%	1.42%	8.37%	8.38%	16.61%

Source: WisdomTree. Period 31 August 2013 to 30 September 2020. Calculations are based on monthly returns. All returns are in EUR. Performance are net of expense ratios. Refer to Slide 9 for more info. Backtested Data is included. Historical performance is not an indication of future performance and any investments may go down in value.



WisdomTree Example Thematic Model Portfolio

Equity sub-Portfolio Fundamentals



Source: WisdomTree. As of 30 September 2020. Refer to Slide 9 for more information.

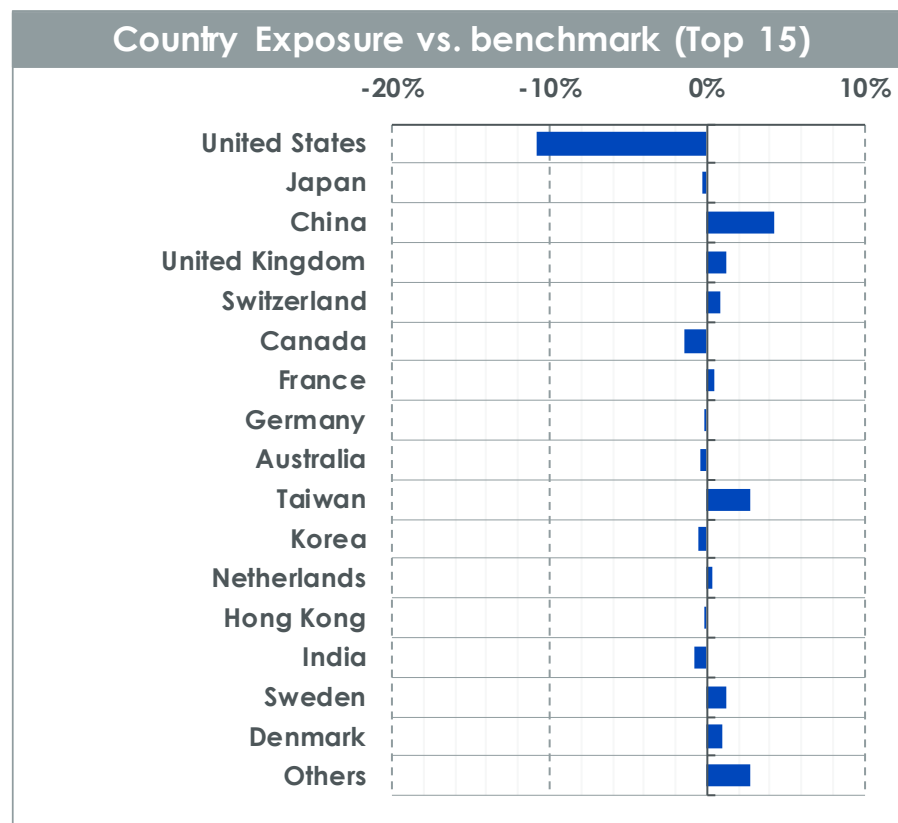
Backtested Data is included. Historical performance is not an indication of future performance and any investments may go down in value.



WisdomTree Example Thematic Model Portfolio

Country Allocation of the Equity Portfolio

Country	WisdomTree Example Thematic Model Portfolio	Benchmark Portfolio
United States	46.8%	57.6%
Japan	6.6%	6.9%
China	9.0%	4.7%
United Kingdom	5.1%	3.9%
Switzerland	3.7%	2.8%
Canada	1.3%	2.8%
France	3.2%	2.7%
Germany	2.3%	2.5%
Australia	1.3%	1.7%
Taiwan	4.3%	1.6%
Korea	0.9%	1.5%
Netherlands	1.8%	1.5%
Hong Kong	1.0%	1.2%
India	0.3%	1.0%
Sweden	2.1%	0.9%
Denmark	1.7%	0.7%
Others	8.6%	5.9%



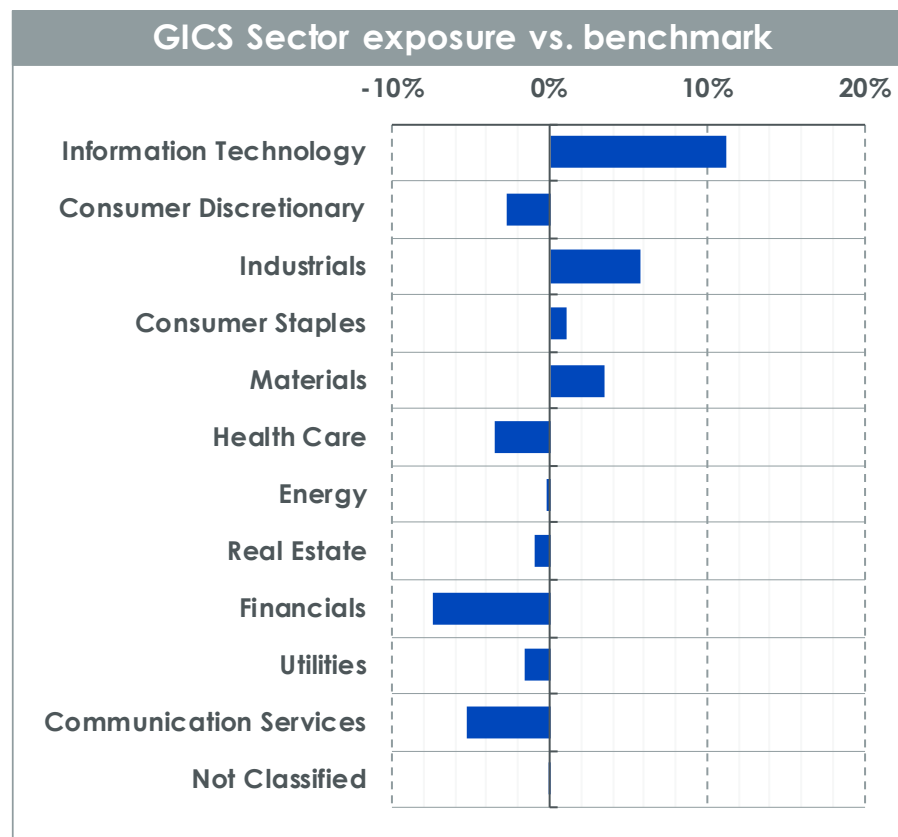
Source: WisdomTree. As of 30 September 2020. Refer to Slide 9 for more information.

Backtested Data is included. Historical performance is not an indication of future performance and any investments may go down in value.

WisdomTree Example Thematic Model Portfolio

Sector Allocation of the Equity Portfolio

GICS Sector	WisdomTree Example Thematic Model Portfolio	Benchmark Portfolio
Information Technology	32.8%	21.7%
Consumer Discretionary	10.1%	12.9%
Industrials	15.4%	9.6%
Consumer Staples	9.1%	8.0%
Materials	8.3%	4.8%
Health Care	9.0%	12.6%
Energy	2.7%	2.8%
Real Estate	1.8%	2.8%
Financials	5.2%	12.5%
Utilities	1.6%	3.1%
Communication Services	4.0%	9.3%
Not Classified	0.0%	0.0%

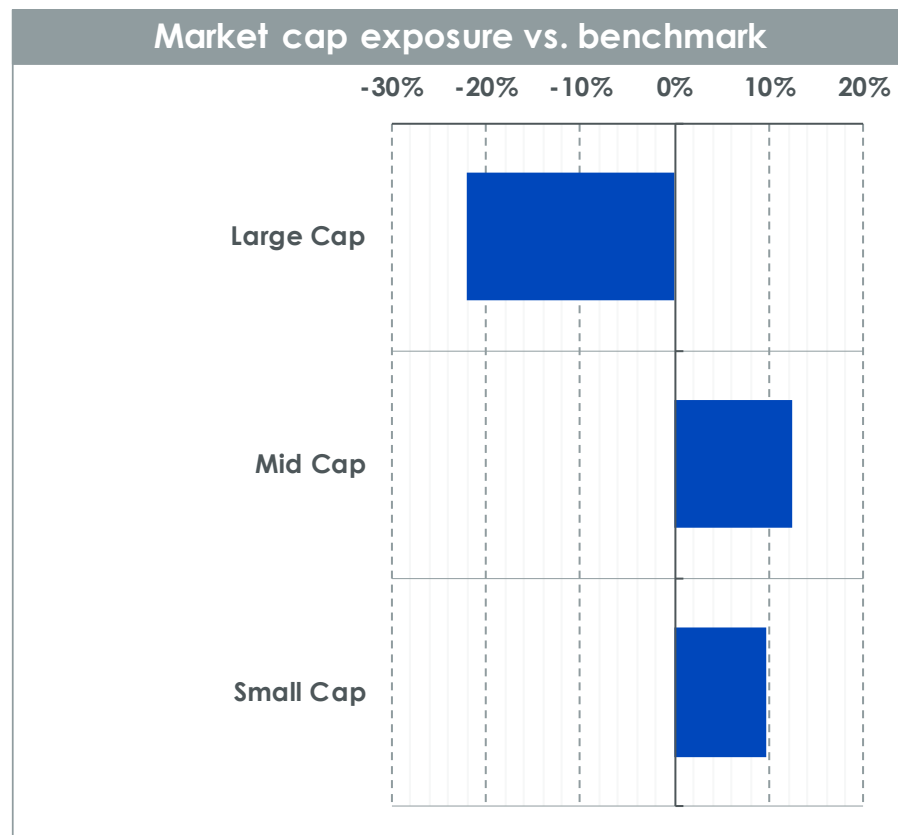


Source: WisdomTree. As of 30 September 2020. GICS stand for Global Industry Classification Standard. It is an industry taxonomy standard. Backtested Data is included. Historical performance is not an indication of future performance and any investments may go down in value.

WisdomTree Example Thematic Model Portfolio

Market Cap Allocation of the Equity Portfolio

	WisdomTree Example Thematic Model Portfolio	Benchmark Portfolio
Large Cap	68.8%	90.8%
Mid Cap	21.3%	8.9%
Small Cap	9.9%	0.2%



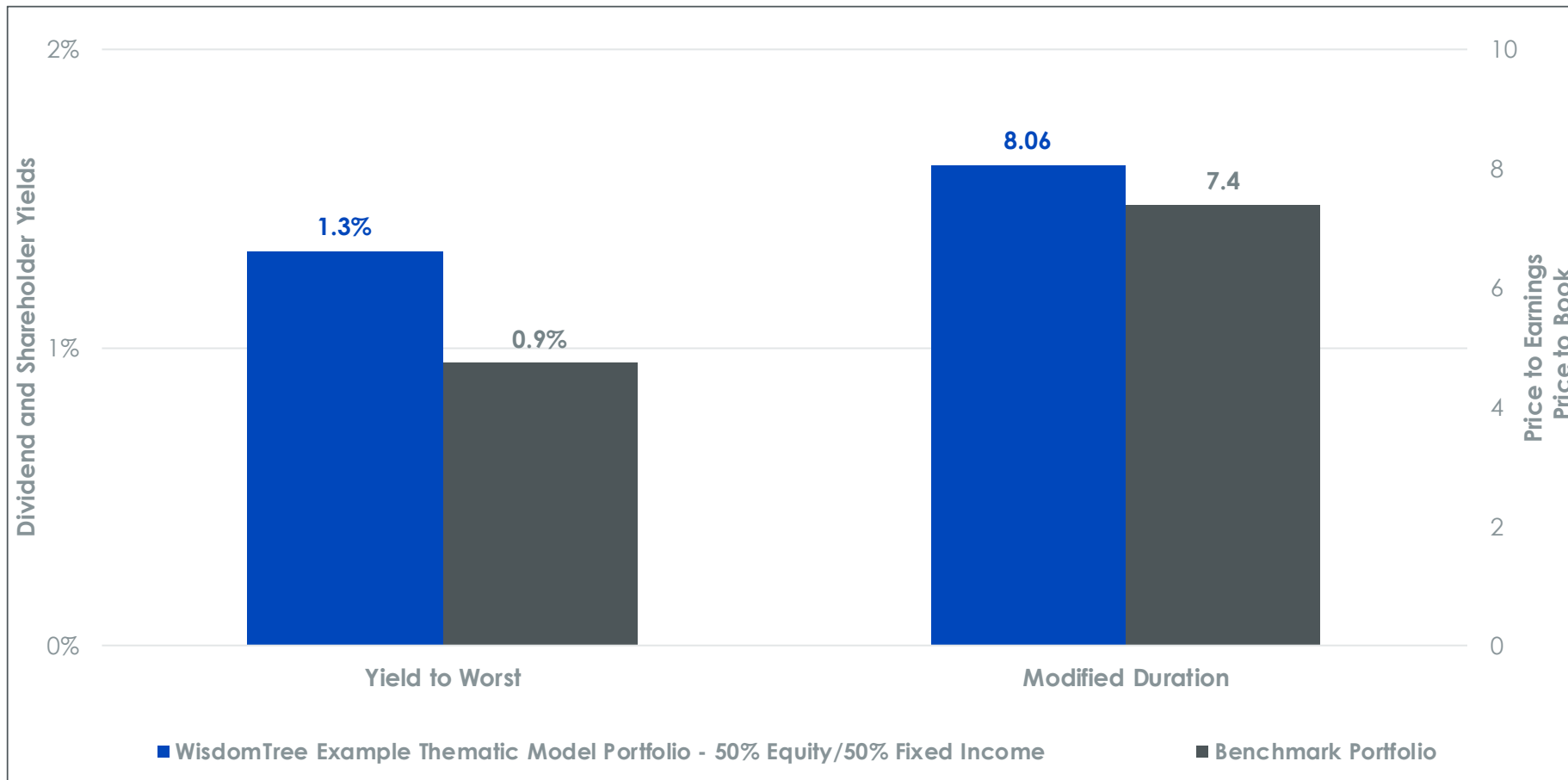
Source: WisdomTree. As of 30 September 2020. Refer to Slide 9 for more information.

Backtested Data is included. Historical performance is not an indication of future performance and any investments may go down in value.



WisdomTree Example Thematic Model Portfolio

Fixed Income sub-Portfolio Fundamentals



Source: WisdomTree. As of 30 September 2020. Refer to Slide 9 for more information.

Backtested Data is included. Historical performance is not an indication of future performance and any investments may go down in value.



Appendix

Model Portfolios – Operational Q&A

Operational Q&A

How is long track record generated

1. For each of the Exchange traded Products (“ETP”) considered, performance before launch is proxied using the performance of the benchmark index minus the Expense/Total Expense Ratio (“TER”)
2. For each of the Exchange traded Products (“ETP”) considered, performance after launch is proxied using the officially published Net Asset Value of the ETP
3. List of all parameters can be found in Annex

What is Rebalancing Frequency?

1. All Portfolios are rebalanced every six months. In between rebalancing weights are allowed to drift with market
2. Individual Strategies within the model rebalance at either Annual or Quarterly frequency

What is the Currency of Analysis?

All performance and other related data in this exercise is **in Euros**

Parameters for the Analysis

WisdomTree EM Equity Income UCITS ETF	DEM IM	20/01/2015	WisdomTree EM High Dividend net TR	WTEMHYTR	31/05/2007	46
ICBCCS WisdomTree S&P China 500 ETF	CHIN IM	27/10/2016	S&P China 500 net TR Index	SPC500UN	16/06/2006	55
WisdomTree Europe Small Cap Dividend ETF	DFE IM	20/01/2015	WisdomTree Europe SmallCap Dividend net TR	WTIDESTE	31/05/2006	38
SPDR Russell 2000 U.S. Small Cap UCITS ETF	R2US IM	30/06/2014	Russell 2000 net TR	RU20N30U	28/06/2002	30
WisdomTree Artificial Intelligence UCITS ETF	WTAI IM	30/11/2018	Nasdaq CTA Artificial Intelligence net TR Index	NQINTELN	24/03/2008	40
WisdomTree Cloud Computing UCITS ETF	WCLD IM	07/10/2019	BVP Nasdaq Emerging Cloud net TR Index	EMCLOUDN	16/08/2013	40
WisdomTree Battery Solutions UCITS ETF	VOLT IM	26/02/2020	WisdomTree Battery Solutions Net TR Index	WTBSIN	24/05/2010	40
Invesco US Treasury UCITS ETF	TRES IM	16/01/2019	Bloomberg Barclays US Treasury TR	LUATTREU	31/12/1998	6
iShares USD Corp Bond UCITS ETF	LQDE IM	07/03/2006	iBoxx USD Liquid Investment Grade TR	IBOXIG	04/01/1999	20

WisdomTree Global Quality Dividend Growth UCITS ETF	GGRA IM	17/06/2016	WisdomTree Global Developed Quality Dividend Growth net TR	WTDDGTR	30/09/2002	38
WisdomTree AT1 CoCo Bonds UCITS ETF	CCBO IM	14/05/2018	iBoxx Contingent Convertible Liquid Developed Europe AT1 TR	IBXXCCL1	31/12/2013	50
WisdomTree EUR Aggregate Bond Enhanced Yield UCITS ETF	YLD IM	02/07/2018	Bloomberg Barclays Euro Aggregate Enhanced Yield Bond TR	I33852EU	29/11/2002	18
WisdomTree EUR Government Bond Enhanced Yield UCITS ETF	WGOV IM	02/07/2018	Bloomberg Barclays Euro Treasury Enhanced Yield Bond TR	I33855EU	31/01/2002	16

Source: WisdomTree. October 2020

Backtested Data is included. Historical performance is not an indication of future performance and any investments may go down in value.



Disclaimer - (1/7)

Communications issued in the European Economic Area (“EEA”): This document has been issued and approved by WisdomTree Ireland Limited, which is authorised and regulated by the Central Bank of Ireland.

Communications issued in jurisdictions outside of the EEA: This document has been issued and approved by WisdomTree UK Limited, which is authorised and regulated by the United Kingdom Financial Conduct Authority.

WisdomTree Ireland Limited and WisdomTree UK Limited are each referred to as “WisdomTree” (as applicable). Our Conflicts of Interest Policy and Inventory are available on request.

This document has been prepared for information purposes only, should be read solely as a marketing communication and should not be regarded as investment research or an investment recommendation. This document has not been prepared in accordance with the legal and regulatory requirements to promote the independence of investment research, it is not subject to any prohibition on dealing ahead of the dissemination of investment research. To the extent that these materials contain statements about future performance, such statements are forward looking and are subject to a number of risks and uncertainties. Information and opinions presented have been obtained or derived from sources which WisdomTree believed to be reliable, but WisdomTree makes no representation to its accuracy and completeness. WisdomTree accepts no liability for loss arising from use of this material. If nothing is indicated to the contrary, all figures are unaudited.

For professional clients only. Past performance is not a reliable indicator of future performance. Any historical performance included in this document may be based on back testing. Back testing is the process of evaluating an investment strategy by applying it to historical data to simulate what the performance of such strategy would have been. Back tested performance is purely hypothetical and is provided in this document solely for informational purposes. Back tested data does not represent actual performance and should not be interpreted as an indication of actual or future performance. The value of any investment may be affected by exchange rate movements. Any decision to invest should be based on the information contained in the appropriate prospectus and after seeking independent investment, tax and legal advice. These products may not be available in your market or suitable for you. The content of this document does not constitute investment advice nor an offer for sale nor a solicitation of an offer to buy any product or make any investment.

An investment in ETPs is dependent on the performance of the underlying index, less costs, but it is not expected to match that performance precisely. ETPs involve numerous risks including among others, general market risks relating to the relevant underlying index, credit risks on the provider of index swaps utilised in the ETP, exchange rate risks, interest rate risks, inflationary risks, liquidity risks and legal and regulatory risks.

(...)

Disclaimer – (2/7)

The information contained on this document is not, and under no circumstances is to be construed as, an advertisement or any other step in furtherance of a public offering of shares in the United States or any province or territory thereof, where none of the issuers or their products are authorised or registered for distribution and where no prospectus of any of the issuers has been filed with any securities commission or regulatory authority. No documenter information on this document should be taken, transmitted or distributed (directly or indirectly) into the United States. None of the issuers, nor any securities issued by them, have been or will be registered under the United States Securities Act of 1933 or the Investment Company Act of 1940 or qualified under any applicable state securities statutes.

This document may contain forward looking statements including statements regarding our belief or current expectations with regards to the performance of certain assets classes and/or sectors. Forward looking statements are subject to certain risks, uncertainties and assumptions. There can be no assurance that such statements will be accurate and actual results could differ materially from those anticipated in such statements. Therefore, readers are cautioned not to place undue reliance on these forward-looking statements.

WT Issuer and ICBC Issuer

The products discussed in this document (with the exception of ICBCCS WisdomTree S&P China 500 UCITS ETF) are issued by WisdomTree Issuer ICAV ("WT Issuer"), an umbrella investment company with variable capital having segregated liability between its funds and organised under the laws of Ireland as an Irish Collective Asset-management Vehicle. WT Issuer has been authorised by the Central Bank of Ireland ("CBI") and is organised as an Undertaking for Collective Investment in Transferable Securities ("UCITS") under the laws of Ireland and shall issue a separate class of shares representing each fund. Investors should read the prospectus of WT Issuer before investing and should refer to the section entitled "Risk Factors" for further details of risks associated with an investment in the shares of WT Issuer.

ICBCCS WisdomTree S&P China 500 UCITS ETF ("ICBCCS ETF") is issued by ICBC Credit Suisse UCITS ETF SICAV ("ICBC Issuer"), which is an umbrella investment company with variable capital, incorporated under the form of a société anonyme in the Grand Duchy of Luxembourg and authorised by the Commission de Surveillance du Secteur Financier. ICBC Issuer qualifies as an undertaking for collective investment in transferable securities under the laws of the Grand Duchy of Luxembourg, which may operate separate sub-funds having segregated liability between each other, and may issue different share classes within each sub-fund. Investors should read the prospectus of ICBC Issuer before investing and should refer to the section entitled "Risk Considerations" and the section entitled "Risk Warnings" in the relevant sub-fund particular of the prospectus for further details of risks associated with an investment in the shares of ICBCCS ETF.

Disclaimer – (3/7)

Product Comparison

This document contains a comparison of financial products contained within the relevant prospectus and/or based on publicly available information, some of which has been prepared by third parties. While such sources are believed to be accurate as at their date of publication, WisdomTree does not warrant, guarantee or otherwise confirm the accuracy or correctness of any information contained herein and any information or opinions related to the products detailed herein may change over time. Any third parties used to source the information in this document make no warranties or claims of any kind relating to such data. Investors should read the prospectus and other applicable offering documents for each product and consider the investment objectives, risks, charges and expenses carefully before investing.

WisdomTree Artificial Intelligence UCITS ETF

Nasdaq® and the Nasdaq CTA Artificial intelligence Index are registered trademarks of Nasdaq, Inc. (which with its affiliates is referred to as the “Corporations”) and are licensed for use by WisdomTree Management Limited. The WisdomTree Artificial Intelligence UCITS ETF (the “Fund”) has not been passed on by the Corporations as to its legality or suitability. Shares in the Fund are not issued, endorsed, sold, or promoted by the Corporations. THE CORPORATIONS MAKE NO WARRANTIES AND BEAR NO LIABILITY WITH RESPECT TO THE FUND.

WisdomTree Cloud Computing UCITS ETF

Nasdaq® is a registered trademark of Nasdaq, Inc. (which with its affiliates is referred to as the “Corporations”) and is licensed for use by WisdomTree Management Limited. The WisdomTree Cloud Computing UCITS ETF (the “Fund”) has not been passed on by the Corporations as to its legality or suitability. Shares in the Fund are not issued, endorsed, sold, or promoted by the Corporations. THE CORPORATIONS MAKE NO WARRANTIES AND BEAR NO LIABILITY WITH RESPECT TO THE FUND.

The information set forth in the BVP Nasdaq Emerging Cloud Index is provided for informational and discussion purposes only and is not intended to be, and shall not be regarded or construed as, a recommendation for a transaction or investment or financial, tax, investment or other advice of any kind by Bessemer Venture Partners (“BVP”). BVP makes no warranty or representation regarding any such information or the data presented in such materials. BVP and/or pooled investment vehicles which it manages, and individuals and entities affiliated with such vehicles, may purchase, sell or hold securities of (a) issuers that are constituents of the BVP Nasdaq Emerging Cloud Index or (b) the Fund itself from time to time and at any time, including in advance of or following an issuer being added to or removed from the BVP Nasdaq Emerging Cloud Index.



Disclaimer – (4/7)

ICBCCS WisdomTree S&P China 500 UCITS ETF

The S&P China 500 Index ("Index") is a product of S&P Dow Jones Indices LLC or its affiliates ("SPDJI") and has been licensed for use by ICBC Credit Suisse Asset Management (International) Co., Ltd. ("ICBCCSI"). Standard & Poor's® and S&P® are registered trademarks of Standard & Poor's Financial Services LLC ("S&P") and Dow Jones® is a registered trademark of Dow Jones Trademark Holdings LLC ("Dow Jones"). The trademarks have been licensed to SPDJI and have been sublicensed for use for certain purposes by ICBCCSI.

ICBCCS ETF is not sponsored, endorsed, sold or promoted by SPDJI, Dow Jones, S&P, or any of their respective affiliates (collectively, "S&P Dow Jones Indices"). S&P Dow Jones Indices make no representation or warranty, express or implied, to the owners of the ICBCCS ETF or any member of the public regarding the advisability of investing in securities generally or in the ICBCCS ETF particularly or the ability of the Index to track general market performance. S&P Dow Jones Indices' only relationship to ICBCCSI with respect to the Index is the licensing of the Index and certain trademarks, service marks and/or trade names of S&P Dow Jones Indices. The Index is determined, composed and calculated by S&P Dow Jones Indices without regard to ICBCCSI or the ICBCCS ETF. S&P Dow Jones Indices have no obligation to take the needs of ICBCCSI or the owners of the ICBCCS ETF into consideration in determining, composing or calculating the Index. S&P Dow Jones Indices are not responsible for and have not participated in the determination of the prices, and amount of the ICBCCS ETF or the timing of the issuance or sale of the ICBCCS ETF or in the determination or calculation of the equation by which the ICBCCS ETF is to be converted into cash, surrendered or redeemed, as the case may be. S&P Dow Jones Indices have no obligation or liability in connection with the administration, marketing or trading of the ICBCCS ETF.

There is no assurance that investment products based on the Index will accurately track index performance or provide positive investment returns. S&P Dow Jones Indices LLC and its subsidiaries are not investment advisors. Inclusion of a security within an index is not a recommendation by S&P Dow Jones Indices to buy, sell, or hold such security, nor is it considered to be investment advice.

There is no assurance that investment products based on the Index will accurately track index performance or provide positive investment returns. S&P Dow Jones Indices LLC and its subsidiaries are not investment advisors. Inclusion of a security within an index is not a recommendation by S&P Dow Jones Indices to buy, sell, or hold such security, nor is it considered to be investment advice.

S&P Dow Jones Indices do not guarantee the adequacy, accuracy, timeliness and/or the completeness of the Index or any data related thereto or any communication, including but not limited to, oral or written communication (including electronic communications) with respect thereto. S&P Dow Jones Indices shall not be subject to any damages or liability for any errors, omissions, or delays therein. S&P Dow Jones Indices make no express or implied warranties, and expressly disclaims all warranties, of merchantability or fitness for a particular purpose or use or as to results to be obtained by ICBCCSI, owners of the ICBCCS ETF, or any other person or entity from the use of the Index or with respect to any data related thereto. Without limiting any of the foregoing, in no event whatsoever shall S&P Dow Jones Indices be liable for any indirect, special, incidental, punitive, or consequential damages including but not limited to, loss of profits, trading losses, lost time or goodwill, even if they have been advised of the possibility of such damages, whether in contract, tort, strict liability, or otherwise. There are no third party beneficiaries of any agreements or arrangements between S&P Dow Jones Indices and ICBCCSI, other than the licensors of S&P Dow Jones Indices.



Disclaimer – (5/7)

WisdomTree EUR Aggregate Bond Enhanced Yield UCITS ETF

BLOOMBERG® is a trademark and service mark of Bloomberg Finance L.P. and its affiliates (collectively "Bloomberg"). BARCLAYS® is a trademark and service mark of Barclays Bank Plc (collectively with its affiliates, "Barclays"), used under license. Bloomberg or Bloomberg's licensors, including Barclays, own all proprietary rights in the Bloomberg Barclays Indices. Neither Bloomberg nor Barclays is affiliated with WisdomTree Investments Inc, and neither approves, endorses, reviews or recommends the WisdomTree EUR Aggregate Bond Enhanced Yield UCITS ETF (the "Fund"). Neither Bloomberg nor Barclays guarantees the timeliness, accurateness or completeness of any data or information relating to the Bloomberg Barclays Euro Aggregate Enhanced Yield Bond Index (the "Index"), and neither shall be liable in any way to WT Issuer, investors in the Fund or other third parties in respect of the use or accuracy of the Index or any data included therein.

WisdomTree EUR Government Bond Enhanced Yield UCITS ETF

BLOOMBERG® is a trademark and service mark of Bloomberg Finance L.P. and its affiliates (collectively "Bloomberg"). BARCLAYS® is a trademark and service mark of Barclays Bank Plc (collectively with its affiliates, "Barclays"), used under license. Bloomberg or Bloomberg's licensors, including Barclays, own all proprietary rights in the Bloomberg Barclays Indices. Neither Bloomberg nor Barclays is affiliated with WisdomTree Investments Inc, and neither approves, endorses, reviews or recommends the WisdomTree EUR Government Bond Enhanced Yield UCITS ETF (the "Fund"). Neither Bloomberg nor Barclays guarantees the timeliness, accurateness or completeness of any data or information relating to the Bloomberg Barclays Euro Treasury Enhanced Yield Bond Index (the "Index"), and neither shall be liable in any way to WT Issuer, investors in the Fund or other third parties in respect of the use or accuracy of the Index or any data included therein.

WisdomTree AT1 Contingent Convertible UCITS ETF

The iBoxx Contingent Convertible Liquid Developed Europe AT1 Index (the "Index") referenced herein is the property of the Markit Indices Limited ("Index Sponsor") and has been licensed for use in connection with WisdomTree AT1 Contingent Convertible UCITS ETF. Each party acknowledges and agrees that WisdomTree AT1 Contingent Convertible UCITS ETF is not sponsored, endorsed or promoted by the Index Sponsor. The Index Sponsor make no representation whatsoever, whether express or implied, and hereby expressly disclaim all warranties (including, without limitation, those of merchantability or fitness for a particular purpose or use), with respect to the Index or any data included therein or relating thereto, and in particular disclaim any warranty either as to the quality, accuracy and/or completeness of the Index or any data included therein, the results obtained from the use of the Index and/or the composition of the Index at any particular time on any particular date or otherwise and/or the creditworthiness of any entity, or the likelihood of the occurrence of a credit event or similar event (however defined) with respect to an obligation, in the Index at any particular time on any particular date or otherwise. The Index Sponsor shall not be liable (whether in negligence or otherwise) to the parties or any other person for any error in the Index, and the Index Sponsor is under no obligation to advise the parties or any person of any error therein. (...)

Disclaimer – (6/7)

The Index Sponsor makes no representation whatsoever, whether express or implied, as to the advisability of purchasing or selling WisdomTree AT1 Contingent Convertible UCITS ETF, the ability of the Index to track relevant markets' performances, or otherwise relating to the Index or any transaction or product with respect thereto, or of assuming any risks in connection therewith. The Index Sponsor has no obligation to take the needs of any party into consideration in determining, composing or calculating the Index. No party purchasing or selling WisdomTree AT1 Contingent Convertible UCITS ETF, nor the Index Sponsor, shall have any liability to any party for any act or failure to act by the Index Sponsor in connection with the determination, adjustment, calculation or maintenance of the Index. The Index Sponsor and its affiliates may deal in any obligations that compose the Index, and may, where permitted, accept deposits from, make loans or otherwise extend credit to, and generally engage in any kind of commercial or investment banking or other business with the issuers of such obligations or their affiliates, and may act with respect to such business as if the Index did not exist, regardless of whether such action might adversely affect the Index or WisdomTree AT1 Contingent Convertible UCITS ETF.

Neither Markit, its Affiliates or any third-party data provider makes any warranty, express or implied, as to the accuracy, completeness or timeliness of the data contained herewith nor as to the results to be obtained by recipients of the data. Neither Markit, its Affiliates nor any data provider shall in any way be liable to any recipient of the data for any inaccuracies, errors or omissions in the Markit data, regardless of cause, or for any damages (whether direct or indirect) resulting therefrom.

Markit has no obligation to update, modify or amend the data or to otherwise notify a recipient thereof in the event that any matter stated herein changes or subsequently becomes inaccurate.

Without limiting the foregoing, Markit, its Affiliates, or any third party data provider shall have no liability whatsoever to you, whether in contract (including under an indemnity), in tort (including negligence), under a warranty, under statute or otherwise, in respect of any loss or damage suffered by you as a result of or in connection with any opinions, recommendations, forecasts, judgments, or any other conclusions, or any course of action determined, by you or any third party, whether or not based on the content, information or materials contained herein.

CoCos are complex securities and potential investors should not discount tail risk and the possibility of conversion. CoCos coupon payments are fully discretionary and hence can in theory be skipped at any time

Disclaimer – (7/7)

Notice to Investors in Switzerland – Qualified Investors

This document constitutes an advertisement of the financial product(s) mentioned herein.

The prospectus and the key investor information documents (KIID) are available from WisdomTree's website:

<https://www.wisdomtree.eu/en-ch/resource-library/prospectus-and-regulatory-reports>

Some of the sub-funds referred to in this document may not have not been registered with the Swiss Financial Market Supervisory Authority ("FINMA"). In Switzerland, such sub-funds that have not been registered with FINMA shall be distributed exclusively to qualified investors, as defined in the Swiss Federal Act on Collective Investment Schemes or its implementing ordinance (each, as amended from time to time). The representative and paying agent of the sub-funds in Switzerland is Société Générale Paris, Zurich Branch, Talacker 50, PO Box 5070, 8021 Zurich, Switzerland. The prospectus, the key investor information documents (KIID), the articles of association and the annual and semi-annual reports of the sub-funds are available free of charge from the representative and paying agent. As regards distribution in Switzerland, the place of jurisdiction and performance is at the registered seat of the representative and paying agent.

For Investors in Malta: This document does not constitute or form part of any offer or invitation to the public to subscribe for or purchase shares in the Fund and shall not be construed as such and no person other than the person to whom this document has been addressed or delivered shall be eligible to subscribe for or purchase shares in the Fund. Shares in the Fund will not in any event be marketed to the public in Malta without the prior authorisation of the Maltese Financial Services Authority.