

WisdomTree Example Income Model Portfolio - 100% Equity

Q2 2021

**MARKETING MATERIAL – THIS IS NOT INVESTMENT RESEARCH AND IS INTENDED FOR ELIGIBLE COUNTERPARTIES
AND PROFESSIONAL CLIENTS ONLY**



Overview



WisdomTree Company Overview

Who We Are

WisdomTree is a global asset manager with a track record of innovation, competitive performance and thought leadership since 2006. WisdomTree is headquartered in New York and has over 200 employees globally.

Investment Philosophy & Approach

Our belief that a fundamentally weighted approach can produce attractive returns with less risk and expense than active management made us a pioneer in factor-based investing.

WisdomTree Solutions

WisdomTree manages \$72,5 billion across innovative solutions that are designed to meet investors' needs across asset classes and market cycles.

What We Can Deliver

Our investment strategies are delivered through exchange traded products (ETPs) which can provide intra-day liquidity, transparency, and tax efficiency. ETPs can be designed to track the returns of many different financial instruments, and they trade on exchanges to allow investors to meet their needs of trading flexibility.

WisdomTree Asset Management, Inc.

- Headquartered in New York City

Mexico & South America Presence

- Dedicated Employee with support from Compass Group

WisdomTree UK Ltd

- London Office

WisdomTree Ireland Ltd

- Dublin Office
- Milan Office

Israel Presence

- Dedicated Independent Contractor

All data as of 16/04/2021. ¹WisdomTree Investments, Inc., through its subsidiaries in the U.S. and Europe (collectively "WisdomTree").



WisdomTree in Europe

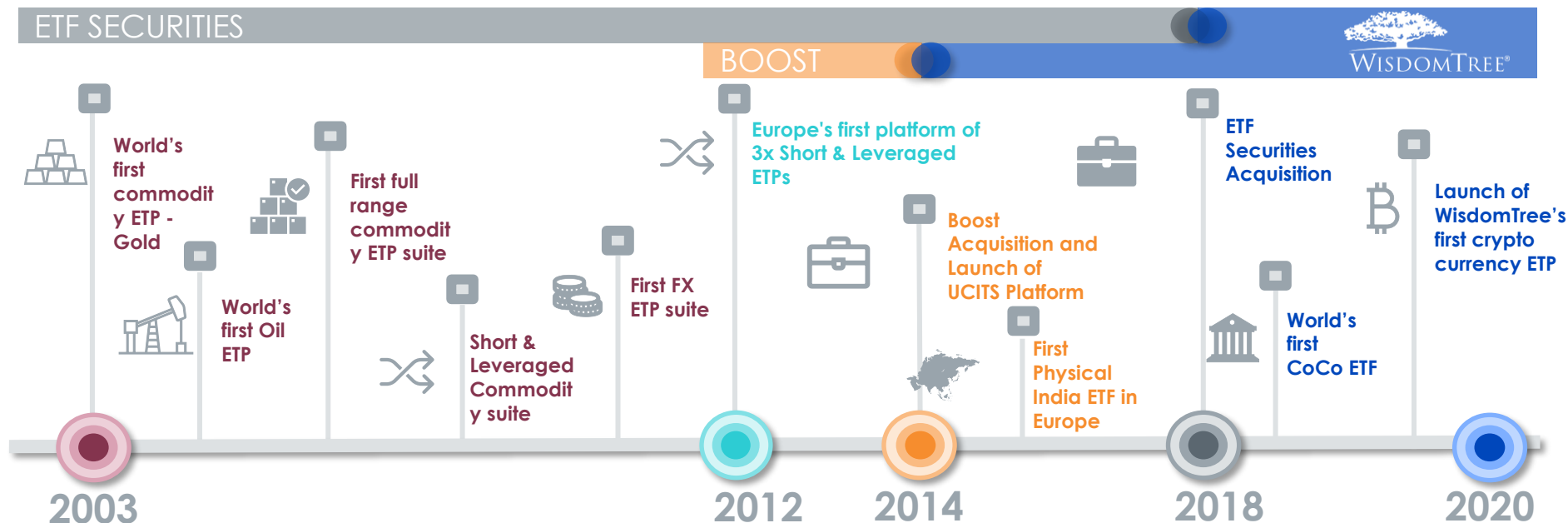
Founded in 2006 in the US with a passion for creating better ways to invest WisdomTree was the **first investment manager to weight by dividends**. Since then, our European business has grown in terms of our product set and Assets under management (AUM).

We did this initially through the **acquisition of Boost**, who were **the first European platform to solely offer 3x leveraged and inverse ETPs**.

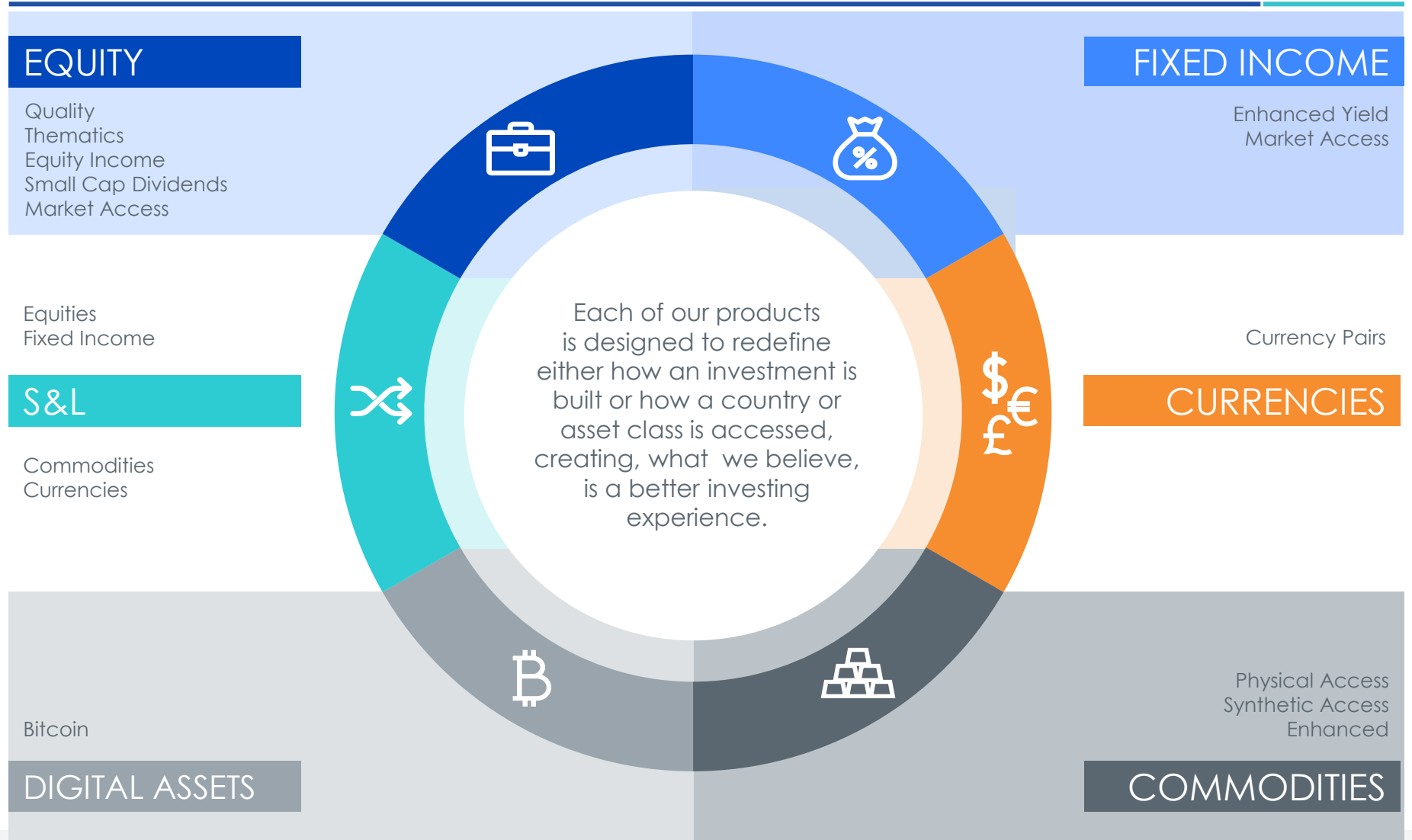
In April 2018, we completed the **acquisition of ETF Securities' exchange-traded commodities, currencies and short-and-leveraged business**, including the world's first gold ETP.

In September 2019, we **unified 224 products under the WisdomTree brand and closed 192** duplicative or extraneous products across our product set.

ETF SECURITIES



Thoughtful exposures across all asset classes



S&L – short and leveraged

WisdomTree Example Income Model Portfolio

100% Equity



WisdomTree Example Model Portfolios

Model Portfolio General Information	
Objective	Provide investors with a globally diversified Portfolio and aim to generate higher Income for investors
Benchmark	100% MSCI All Country World net TR Index
Who should be interested ?	Investors who are looking for a global diversified exposure looking for additional income above and beyond the low treasury yields currently available in the market
Top Similarity with benchmark	Same Asset allocation as the benchmark (i.e. Fixed Income/Equity split). Geographical and Sector diversification are similar.
Top Difference with benchmark	In the equity sub-portfolio, overweight to Small Caps and underweight US Equities.

Source: WisdomTree. April 2021

Backtested Data is included. Historical performance is not an indication of future performance and any investments may go down in value.



WisdomTree Example Model Portfolios – Operational Q&A

Operational Q&A

How is long track record generated

1. For each of the Exchange traded Products (“ETP”) considered, performance before launch is proxied using the performance of the benchmark index minus the Expense/Total Expense Ratio (“TER”)
2. For each of the Exchange traded Products (“ETP”) considered, performance after launch is proxied using the officially published Net Asset Value of the ETP
3. List of all parameters can be found in Annex

What is Rebalancing Frequency?

1. All Portfolios are rebalanced every six months (June and December). In between rebalancing weights are allowed to drift with market
2. Individual Strategies within the model rebalance at either Annual or Quarterly frequency

What is the Currency of Analysis?

All performance and other related data in this exercise is in Euros

Source: WisdomTree. April 2021

Backtested Data is included. Historical performance is not an indication of future performance and any investments may go down in value.



WisdomTree Example Income Model Portfolio

100% Equity

WisdomTree Example Income Model Portfolio - 100% Equity

ISIN	ETP Name	Bloomberg Ticker	Allocation (%)	Share Class Type	Asset Class	Expense (in bps)
IE00BQZJBQ63	WisdomTree US Equity Income UCITS ETF	DHS IM	30.0%	Distributing	US Equity	29
IE00BJ38QD84	SPDR Russell 2000 U.S. Small Cap UCITS ETF	R2US IM	14.0%	Accumulating	US Equity	30
IE00BQZJBX31	WisdomTree Europe Equity Income UCITS ETF	EEI IM	18.0%	Distributing	Europe Equity	29
IE00BQZJC527	WisdomTree Europe Small Cap Dividend ETF	DFE IM	9.0%	Distributing	Europe Equity	38
LU1931974775	Amundi Prime Japan UCITS ETF	ETFJAP IM	7.0%	Distributing	AsiaPacific Equity	5
IE00B9KNR336	SPDR S&P Pan Asia Dividend Aristocrats ETF	PADV IM	7.0%	Distributing	AsiaPacific Equity	55
IE00BQQ3Q067	WisdomTree EM Equity Income UCITS ETF	DEM IM	10.0%	Distributing	Emerging Equity	46
IE00BQZJBM26	WisdomTree EM Small Cap Dividend UCITS ETF	DGSE IM	5.0%	Distributing	Emerging Equity	54

Total		100%	Weighted Sum	33.0
Benchmark Portfolio				
Index Name	Bloomberg Ticker	Allocation (%)	Asset Class	
MSCI AC World net TR Index	NDUEACWF Index	100%	Global Equity	

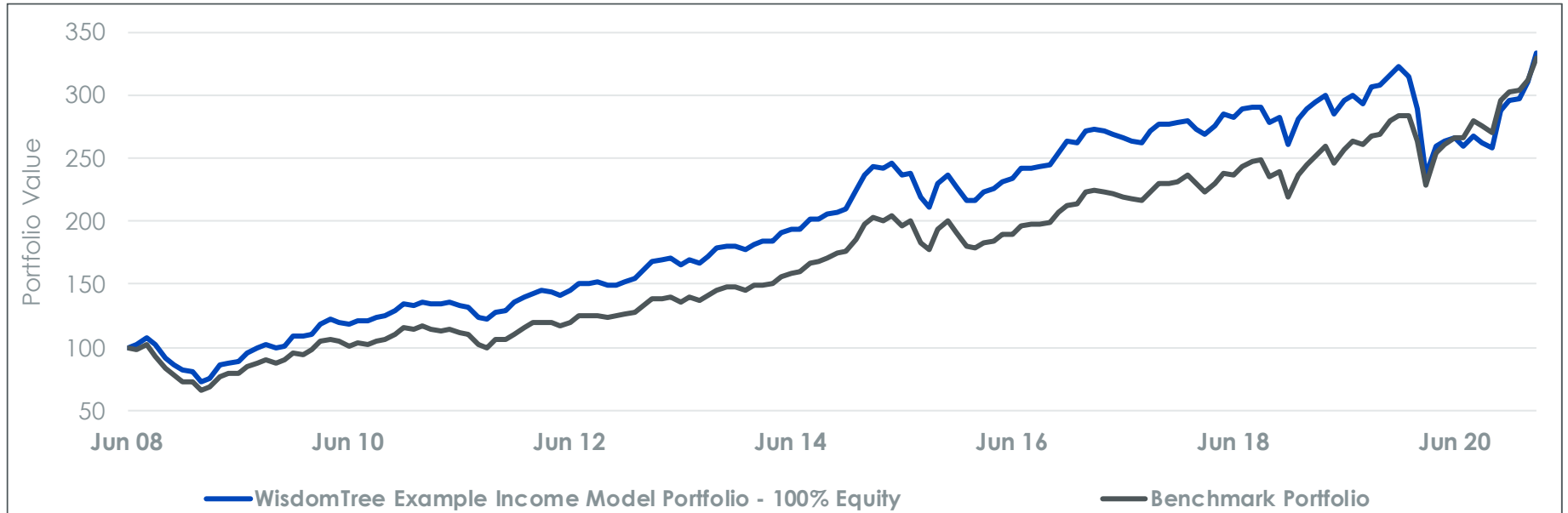
Source: WisdomTree. April 2021

Backtested Data is included. Historical performance is not an indication of future performance and any investments may go down in value.



WisdomTree Example Income Model Portfolio

100% Equity

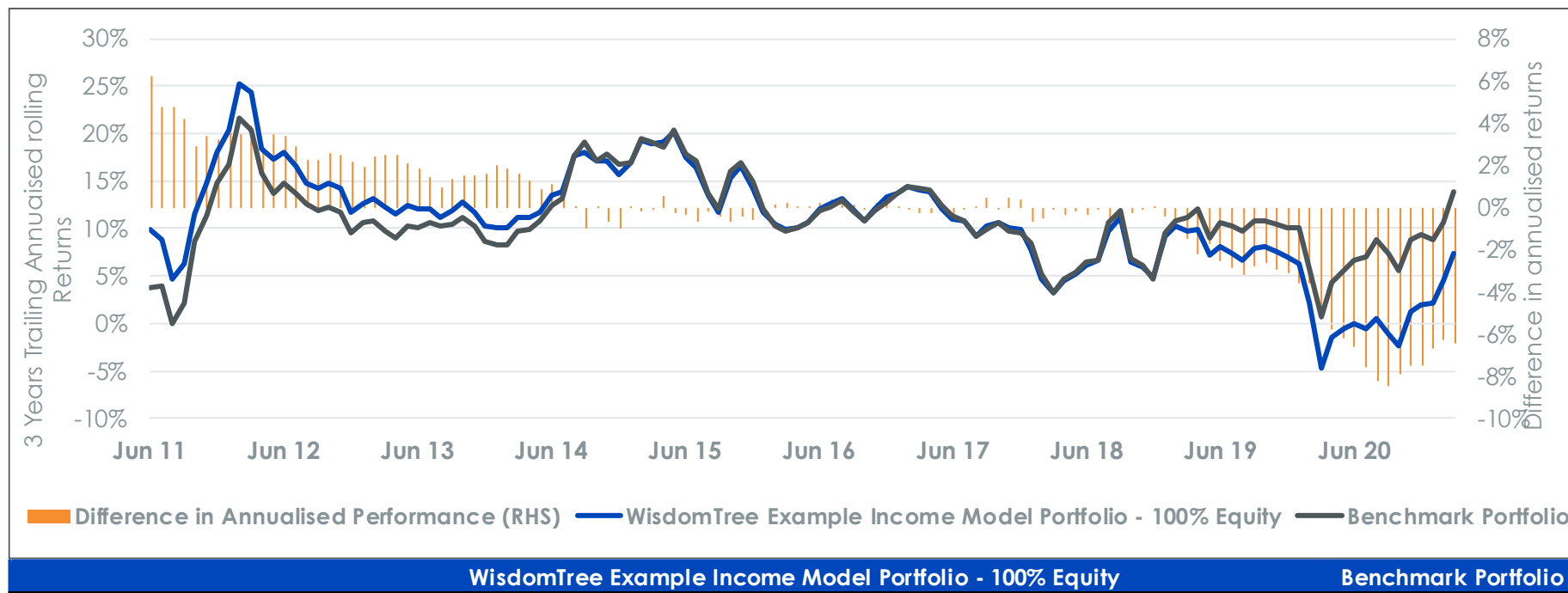


	WisdomTree Example Income Model Portfolio - 100% Equity	Benchmark Portfolio
Annualised Returns	9.88%	9.79%
Excess Return	0.09%	
Annualised Volatility	13.65%	13.56%
Tracking Error	3.91%	
Sharpe Ratio	0.7	0.7
Information Ratio	0.02	

Source: WisdomTree. Period 30 June 2008 to 31 March 2021. Calculations are based on monthly returns. All returns are in EUR. Performance are net of expense ratios. **Backtested Data is included. Historical performance is not an indication of future performance and any investments may go down in value.**

WisdomTree Example Income Model Portfolio

100% Equity



Source: WisdomTree. Period 30 June 2008 to 31 March 2021. Calculations are based on monthly returns. All returns are in EUR. Performance are net of expense ratios. Backtested Data is included. Historical performance is not an indication of future performance and any investments may go down in value.



WisdomTree Example Income Model Portfolio

100% Equity

Simulated Returns	YTD	Last 1Y	Last 2Y	Last 3Y	Last 5Y	Last 10Y
WisdomTree Example Income Model Portfolio - 100% Equity	12.59%	40.38%	6.32%	7.46%	8.35%	9.52%
Benchmark Portfolio	8.80%	44.35%	14.47%	13.88%	12.49%	11.22%

Simulated Volatility	YTD	Last 1Y	Last 2Y	Last 3Y	Last 5Y	Last 10Y
WisdomTree Example Income Model Portfolio - 100% Equity	-	14.48%	22.00%	19.46%	15.53%	13.10%
Benchmark Portfolio	-	12.63%	17.97%	16.76%	13.60%	12.52%

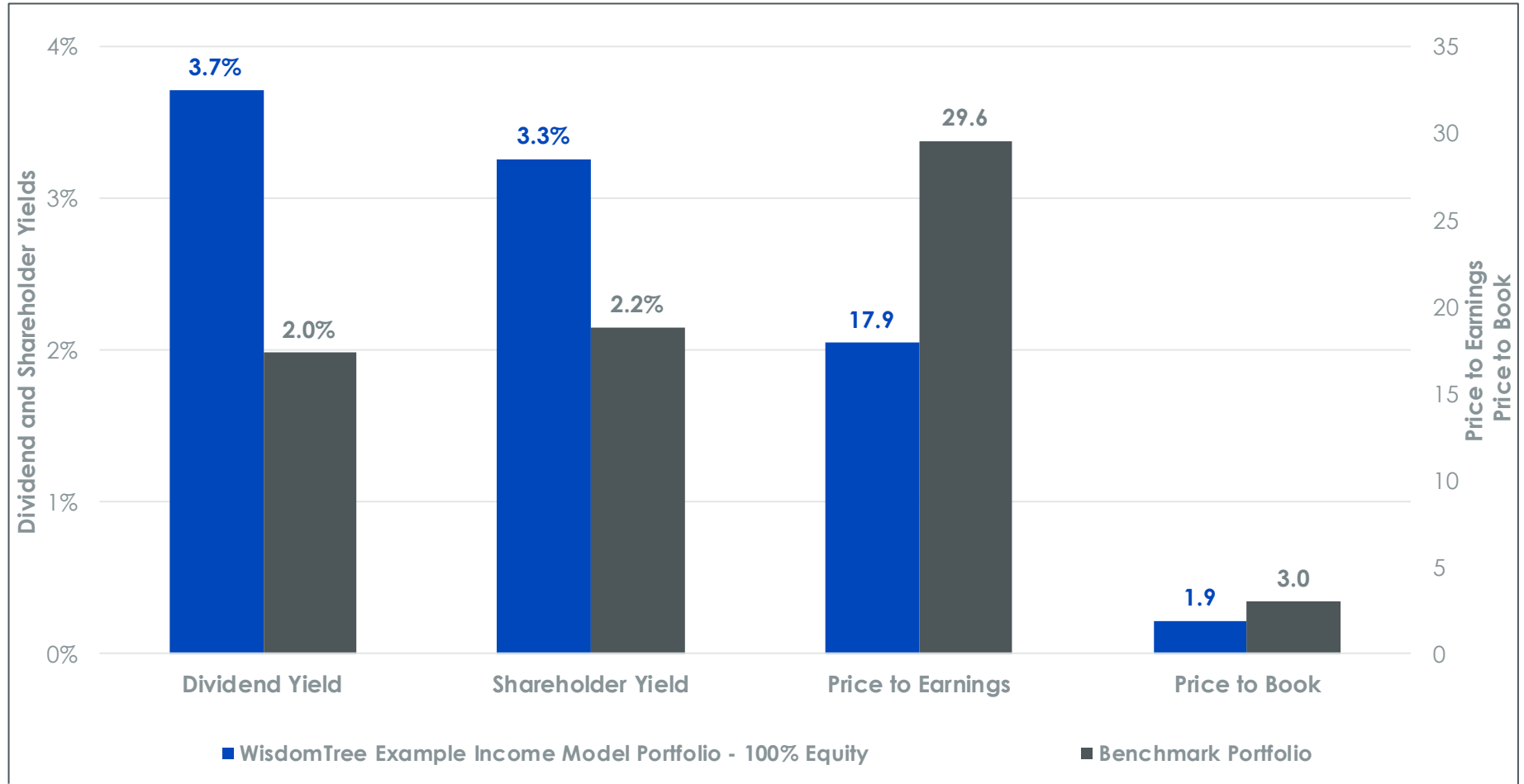
Simulated Annual Returns	2020	2019	2018	2017	2016	2015	2014
WisdomTree Example Income Model Portfolio - 100% Equity	-8.38%	23.77%	-6.50%	5.83%	16.21%	7.96%	16.29%
Benchmark Portfolio	6.78%	29.11%	-4.91%	8.76%	11.13%	8.72%	18.70%

Simulated Annual Returns	2013	2012	2011	2010	2009
WisdomTree Example Income Model Portfolio - 100% Equity	18.88%	12.05%	0.47%	23.98%	32.12%
Benchmark Portfolio	17.53%	14.04%	-4.44%	20.80%	31.07%

Source: WisdomTree. Period 30 June 2008 to 31 March 2021. Calculations are based on monthly returns. All returns are in EUR. Performance are net of expense ratios. Backtested Data is included. Historical performance is not an indication of future performance and any investments may go down in value.

WisdomTree Example Income Model Portfolio

Equity sub-Portfolio Fundamentals



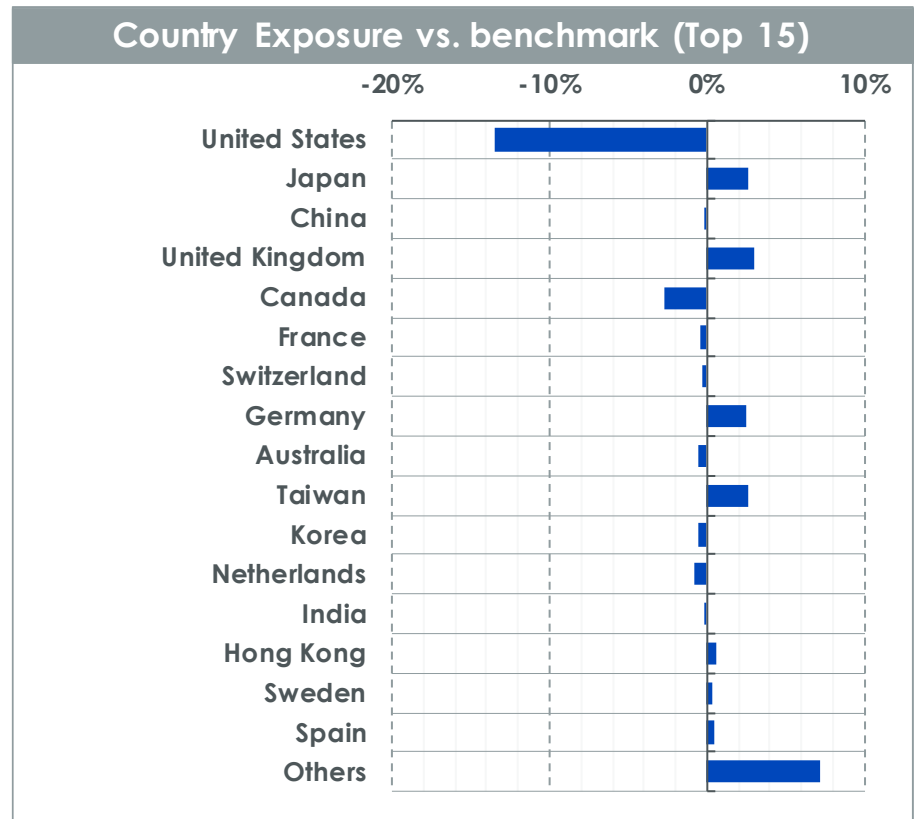
Source: WisdomTree. As of 31 March 2021

Backtested Data is included. Historical performance is not an indication of future performance and any investments may go down in value.

WisdomTree Example Income Model Portfolio

Country Allocation of the Equity Portfolio

Country	WisdomTree Example Income Model Portfolio	Benchmark Portfolio
United States	43.7%	57.1%
Japan	9.1%	6.5%
China	4.5%	4.6%
United Kingdom	7.0%	4.1%
Canada	0.2%	2.9%
France	2.3%	2.8%
Switzerland	2.2%	2.5%
Germany	4.9%	2.5%
Australia	1.2%	1.8%
Taiwan	4.4%	1.8%
Korea	1.2%	1.7%
Netherlands	0.6%	1.5%
India	1.1%	1.3%
Hong Kong	1.7%	1.1%
Sweden	1.3%	0.9%
Spain	1.0%	0.6%
Others	13.5%	6.3%



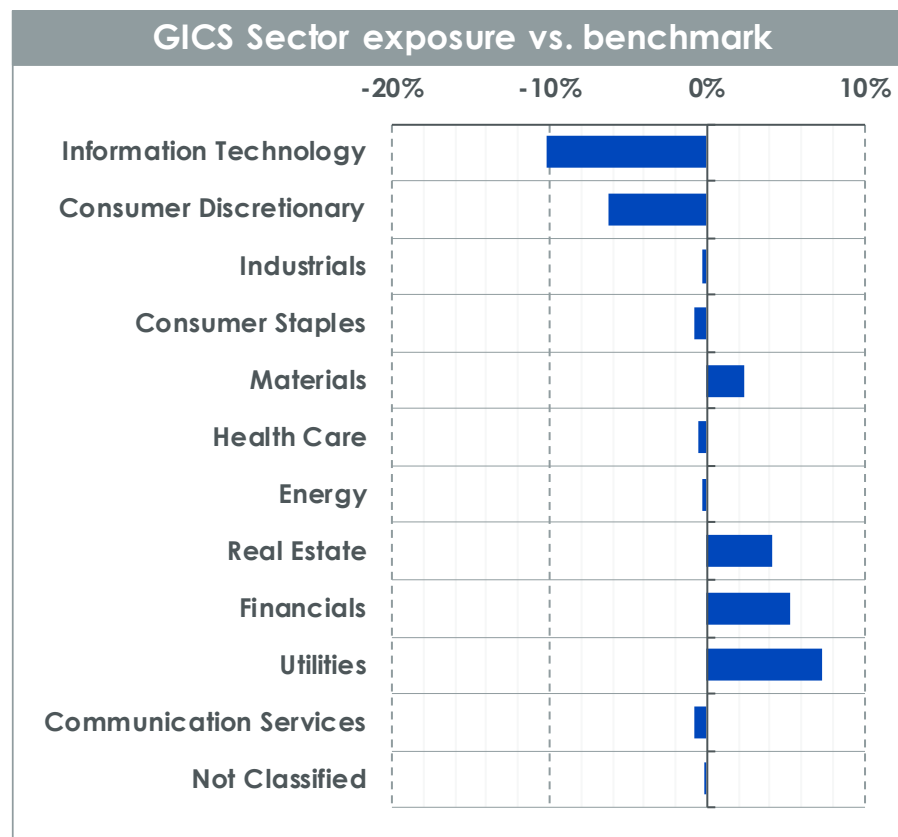
Source: WisdomTree. As of 31 March 2021

Backtested Data is included. Historical performance is not an indication of future performance and any investments may go down in value.

WisdomTree Example Income Model Portfolio

Sector Allocation of the Equity Portfolio

GICS Sector	WisdomTree Example Income Model Portfolio	Benchmark Portfolio
Information Technology	11.1%	21.3%
Consumer Discretionary	6.5%	12.8%
Industrials	9.7%	10.0%
Consumer Staples	6.2%	7.0%
Materials	7.4%	5.0%
Health Care	10.9%	11.4%
Energy	3.1%	3.4%
Real Estate	6.7%	2.6%
Financials	19.6%	14.3%
Utilities	10.1%	2.9%
Communication Services	8.6%	9.4%
Not Classified	0.0%	0.0%

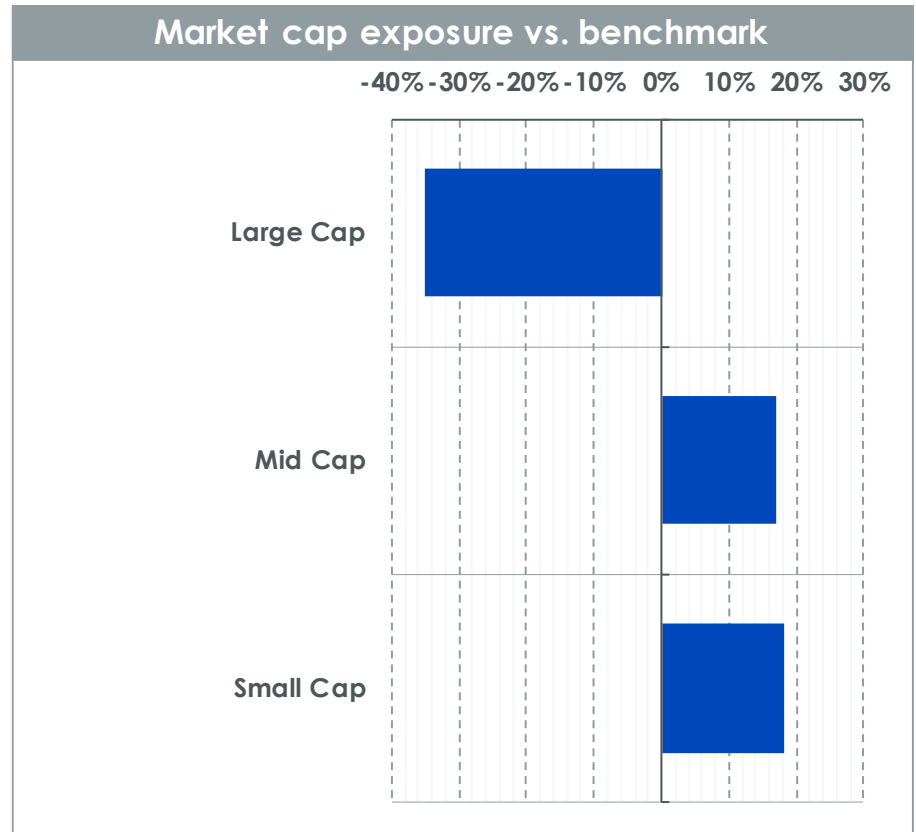


Source: WisdomTree. As of 31 March 2021. GICS stand for Global Industry Classification Standard. It is an industry taxonomy standard. Backtested Data is included. Historical performance is not an indication of future performance and any investments may go down in value.

WisdomTree Example Income Model Portfolio

Market Cap Allocation of the Equity Portfolio

	WisdomTree Example Income Model Portfolio	Benchmark Portfolio
Large Cap	58.3%	93.4%
Mid Cap	23.5%	6.5%
Small Cap	18.3%	0.1%



Source: WisdomTree. As of 31 March 2021

Backtested Data is included. Historical performance is not an indication of future performance and any investments may go down in value.



Appendix

Model Portfolios – Operational Q&A

Operational Q&A

How is long track record generated

1. For each of the Exchange traded Products (“ETP”) considered, performance before launch is proxied using the performance of the benchmark index minus the Expense/Total Expense Ratio (“TER”)
2. For each of the Exchange traded Products (“ETP”) considered, performance after launch is proxied using the officially published Net Asset Value of the ETP
3. List of all parameters can be found in Annex

What is Rebalancing Frequency?

1. All Portfolios are rebalanced every six months. In between rebalancing weights are allowed to drift with market
2. Individual Strategies within the model rebalance at either Annual or Quarterly frequency

What is the Currency of Analysis?

All performance and other related data in this exercise is **in Euros**

Parameters for the Analysis

Amundi Prime Japan UCITS ETF	ETFJAP IM	19/03/2019	Solactive GBS Japan Large & Mid Cap net TR	SJPLMCN	08/05/2006	5
SPDR S&P Pan Asia Dividend Aristocrats ETF	PADV IM	14/02/2014	S&P Pan Asia Dividend Aristocrats net TR	SPDGPAUT	21/12/2001	55
WisdomTree EM Equity Income UCITS ETF	DEM IM	20/01/2015	WisdomTree EM High Dividend UCITS net TR	WTEMHUHT	31/05/2007	46
WisdomTree EM Small Cap Dividend UCITS ETF	DGSE IM	20/01/2015	WisdomTree EM Smallcap UCITS net TR	WTEMSUHT	31/05/2007	54
WisdomTree Europe Equity Income UCITS ETF	EI IM	20/01/2015	WisdomTree Europe Equity Income net TR	WTEHYTE	20/06/2008	29
WisdomTree Europe Small Cap Dividend ETF	DFE IM	20/01/2015	WisdomTree Europe SmallCap Dividend UCITS	WTIDESTE	31/05/2006	38
WisdomTree US Equity Income UCITS ETF	DHS IM	20/01/2015	WisdomTree US Equity Income UCITS net TR	WTHYNTRU	29/11/2002	29
SPDR Russell 2000 U.S. Small Cap UCITS ETF	R2US IM	30/06/2014	Russell 2000 net TR	RU20N30U	28/06/2002	30

Source: WisdomTree. April 2021

Backtested Data is included. Historical performance is not an indication of future performance and any investments may go down in value.



Disclaimer - (1/3)

Communications issued in the European Economic Area (“EEA”): This document has been issued and approved by WisdomTree Ireland Limited, which is authorised and regulated by the Central Bank of Ireland.

Communications issued in jurisdictions outside of the EEA: This document has been issued and approved by WisdomTree UK Limited, which is authorised and regulated by the United Kingdom Financial Conduct Authority.

WisdomTree Ireland Limited and WisdomTree UK Limited are each referred to as “WisdomTree” (as applicable). Our Conflicts of Interest Policy and Inventory are available on request.

This document has been prepared for information purposes only, should be read solely as a marketing communication and should not be regarded as investment research or an investment recommendation. This document has not been prepared in accordance with the legal and regulatory requirements to promote the independence of investment research, it is not subject to any prohibition on dealing ahead of the dissemination of investment research. To the extent that these materials contain statements about future performance, such statements are forward looking and are subject to a number of risks and uncertainties. Information and opinions presented have been obtained or derived from sources which WisdomTree believed to be reliable, but WisdomTree makes no representation to its accuracy and completeness. WisdomTree accepts no liability for loss arising from use of this material. If nothing is indicated to the contrary, all figures are unaudited.

For professional clients only. Past performance is not a reliable indicator of future performance. Any historical performance included in this document may be based on back testing. Back testing is the process of evaluating an investment strategy by applying it to historical data to simulate what the performance of such strategy would have been. Back tested performance is purely hypothetical and is provided in this document solely for informational purposes. Back tested data does not represent actual performance and should not be interpreted as an indication of actual or future performance. The value of any investment may be affected by exchange rate movements. Any decision to invest should be based on the information contained in the appropriate prospectus and after seeking independent investment, tax and legal advice. These products may not be available in your market or suitable for you. The content of this document does not constitute investment advice nor an offer for sale nor a solicitation of an offer to buy any product or make any investment.

An investment in ETPs is dependent on the performance of the underlying index, less costs, but it is not expected to match that performance precisely. ETPs involve numerous risks including among others, general market risks relating to the relevant underlying index, credit risks on the provider of index swaps utilised in the ETP, exchange rate risks, interest rate risks, inflationary risks, liquidity risks and legal and regulatory risks.

(...)

Disclaimer – (2/3)

The information contained on this document is not, and under no circumstances is to be construed as, an advertisement or any other step in furtherance of a public offering of shares in the United States or any province or territory thereof, where none of the issuers or their products are authorised or registered for distribution and where no prospectus of any of the issuers has been filed with any securities commission or regulatory authority. No documenter information on this document should be taken, transmitted or distributed (directly or indirectly) into the United States. None of the issuers, nor any securities issued by them, have been or will be registered under the United States Securities Act of 1933 or the Investment Company Act of 1940 or qualified under any applicable state securities statutes.

This document may contain forward looking statements including statements regarding our belief or current expectations with regards to the performance of certain assets classes and/or sectors. Forward looking statements are subject to certain risks, uncertainties and assumptions. There can be no assurance that such statements will be accurate and actual results could differ materially from those anticipated in such statements. Therefore, readers are cautioned not to place undue reliance on these forward-looking statements.

WT Issuer

The products discussed in this document are issued by WisdomTree Issuer ICAV ("WT Issuer"). WT Issuer is an umbrella investment company with variable capital having segregated liability between its funds organised under the laws of Ireland as an Irish Collective Asset-management Vehicle and authorised by the Central Bank of Ireland ("CBI"). WT Issuer is organised as an Undertaking for Collective Investment in Transferable Securities ("UCITS") under the laws of Ireland and shall issue a separate class of shares ("Shares") representing each fund. Investors should read the prospectus of WT Issuer ("WT Prospectus") before investing and should refer to the section of the WT Prospectus entitled 'Risk Factors' for further details of risks associated with an investment in the Shares.

Product Comparison

This document contains a comparison of financial products contained within the relevant prospectus and/or based on publicly available information, some of which has been prepared by third parties. While such sources are believed to be accurate as at their date of publication, WisdomTree does not warrant, guarantee or otherwise confirm the accuracy or correctness of any information contained herein and any information or opinions related to the products detailed herein may change over time. Any third parties used to source the information in this document make no warranties or claims of any kind relating to such data. Investors should read the prospectus and other applicable offering documents for each product and consider the investment objectives, risks, charges and expenses carefully before investing.

Disclaimer – (3/3)

Notice to Investors in Switzerland – Qualified Investors

This document constitutes an advertisement of the financial product(s) mentioned herein.

The prospectus and the key investor information documents (KIID) are available from WisdomTree's website:

<https://www.wisdomtree.eu/en-ch/resource-library/prospectus-and-regulatory-reports>

Some of the sub-funds referred to in this document may not have not been registered with the Swiss Financial Market Supervisory Authority ("FINMA"). In Switzerland, such sub-funds that have not been registered with FINMA shall be distributed exclusively to qualified investors, as defined in the Swiss Federal Act on Collective Investment Schemes or its implementing ordinance (each, as amended from time to time). The representative and paying agent of the sub-funds in Switzerland is Société Générale Paris, Zurich Branch, Talacker 50, PO Box 5070, 8021 Zurich, Switzerland. The prospectus, the key investor information documents (KIID), the articles of association and the annual and semi-annual reports of the sub-funds are available free of charge from the representative and paying agent. As regards distribution in Switzerland, the place of jurisdiction and performance is at the registered seat of the representative and paying agent.

For Investors in Malta: This document does not constitute or form part of any offer or invitation to the public to subscribe for or purchase shares in the Fund and shall not be construed as such and no person other than the person to whom this document has been addressed or delivered shall be eligible to subscribe for or purchase shares in the Fund. Shares in the Fund will not in any event be marketed to the public in Malta without the prior authorisation of the Maltese Financial Services Authority.